Modular Metering

Mini Mod III

Nomenclature 2-3
Photos 2-4
Ring -Type and Ringless 2-5
Ring -Type and Ringless - MEG Approved 125A & 200A Sockets 2-6
Tenant Main Breakers for Mini Mod Product Family 2-7
Factory Installed Lug Kits, Factory Optional Lug Kits and Optional Compression Lug Kits 2-8
Field Installed Accessories 2-9
Enclosure Knockout Dimensions 2-11
Other Publications and References 2-12

Meter Mod III

Selection Guidelines and Nomenclature 2-13
UL Standard Listing and File Numbers, Short Circuit Ratings 2-14
Main Breaker Module, Single-Phase, 3 Wire, 120/240 Vac 2-15
Main Breaker Module, Single-Phase, 3 Wire, 120/240 Vac with Arc Reduction Means 2-15
Main Breaker Module, Three-Phase, 4 Wire, 208Y/120 Vac or Three-Phase, 4 Wire, 120/240V Delta Hi-Leg 2-16
Main Breaker Module, Three-Phase, 4 Wire 208Y/120 Vac or Three-Phase, 4 Wire, 120/240V Delta Hi-Leg with Arc Reduction Means 2-16
Main Breaker Module with Integral Pull Box (Single and Three-Phase) - EUSERC Unit 2-17
Main Breaker Modules—Factory Installed Lug Kits and Optional Lug Kit 2-18
Main Fusible Switch Module, Single-Phase, 3 Wire 120/240 Vac 2-19
Main Fusible Switch Module, Three-Phase, 4 Wire 208Y/120 Vac 2-19
Main Fusible Switch Module with Integral Pull Box (Single-Phase and Three-Phase) - EUSERC Unit 2-20
Main Fusible Switch Modules—Fuses and Compression Lugs 2-20
Main Fusible Switch Module: Lug Kits 2-21
Main Lug Module Single-Phase, 3 Wire 120/240 Vac 2-22
Main Lug Module Three-Phase, 4 Wire 208Y/120 Vac 2-22
Main Lug with Feed Through Modules 2-22
Main Lug Module: Lug Kits 2-23
Main Pull Box Module, Single-Phase, 3 Wire 120/240 Vac 2-24
Main Pull Box Module, Three-Phase, 4 Wire 208Y/120 Vac 2-24
Meter Stack Modules, Residential—Oveview 2-25
Meter Stack Modules, Residential, Single-Phase, 800 Amp Horizontal Bussing, 125 & 200A Sockets 2-26
Meter Stack Modules, Residential, Single-Phase, 800 Amp and 1200 Amp Horizontal Bussing, 125 & 200A Sockets 2-27
Tenant Main Breakers for 1PH Residential Meter Modules (800A & 1200A Horizontal Bussing) 2-28
Meter Stack Modules, Residential—Field Installed Accessories 2-29
Meter Stack Modules, Commercial—Overview 2-30
Meter Stack Modules, Commercial, Single-Phase, 225A/400A Ringless Sockets w/Lever Bypass 2-31
Meter Stack Modules, Commercial, Single-Phase, 200A Ring Sockets w/ Test Bypass Kits– EUSERC 2-31
Tenant Main Breakers for 1PH Commercial Meter Stack Modules 2-32
Meter Stack Modules, Commercial, Three-Phase, 225A/400A Ringless Sockets w/ Lever Bypass 2-33
Meter Stack Modules, Commercial, Three-Phase, 200A Ring Sockets w/ Test Bypass Kits—EUSERC 2-33
Meter Stack Modules, Commercial—Field Installed Accessories 2-33
Tenant Main Breakers for 3PH Commercial Meter Stack Modules 2-34
Meter Stack Modules, Phase Balancing 2-35
Applications Where Center-Feeding Main Module is Required 2-36
Modular Metering System Short Circuit Rating–UL Listed 2-37

Meter Mod III (continued)
Main Breaker to Tenant Breaker Series Ratings—125A Sockets 2-37
Main Breaker to Tenant Breaker Series Ratings—200A Sockets 2-38
Dimensions and Weight 2-40
Enclosure Knockout Dimensions 2-44
Single Socket Metering
Application Information, Specifications and Features 2-48
Nomenclature 2-49
Single Phase, 600V, Ringless 2-50
Three Phase, 600V, Ringless 2-52
Single or Three Phase, 600V, Ringless 2-53
Technical Data 2-54
Enclosure Styles 2-57
Knockout Diagrams 2-58
Accessories 2-60
Transformer Rated Sockets 2-61
Horizontal Metering
Application Information, Specifications and Features, Nomenclature 2-63
100A and 150A Units, Single Phase, 600V, Ringless 2-64
200A Units, Single Phase, 600V, Ringless 2-65
Technical Data and Enclosure Styles 2-66
Knockout Diagrams 2-67
Accessories 2-69

Product Number Guide for Mini Mod III (Product Number for illustrative purposes only)

T	MM	6	6	20	R	F

GE Identification

Type
- MM = Mini Mod Ring Type
- MMR = Mini Mod Ringless

Horizontal Bus Rating
- 2 = 200A
- 4 = 400A
- 6 = 600A

Socket Positions
- 1-6

Socket Rating
- 12 = 125A
- 20 = 200A

Enclosures
- R = Type 3R Rainproof

Additional Features
- F = MEG Approval
- HB = Horned Bypass (Ringless only)

Mini Mod III Photos

125A Socket, Single Phase Ring Type

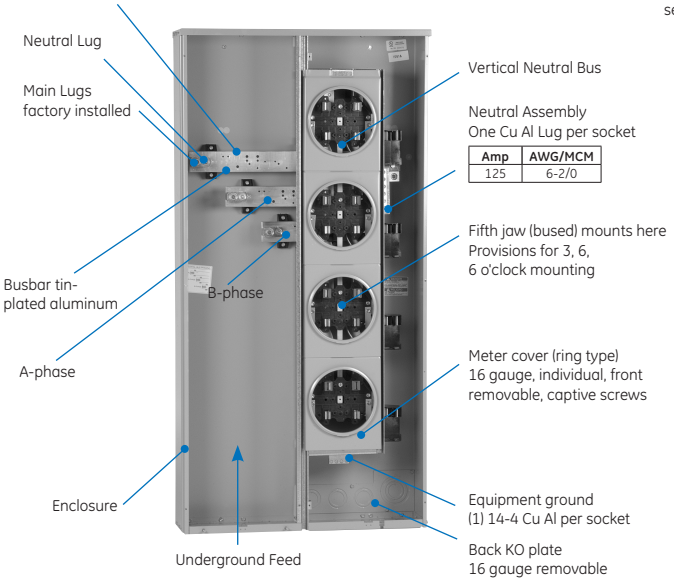

200A Socket, Single Phase Ring Type

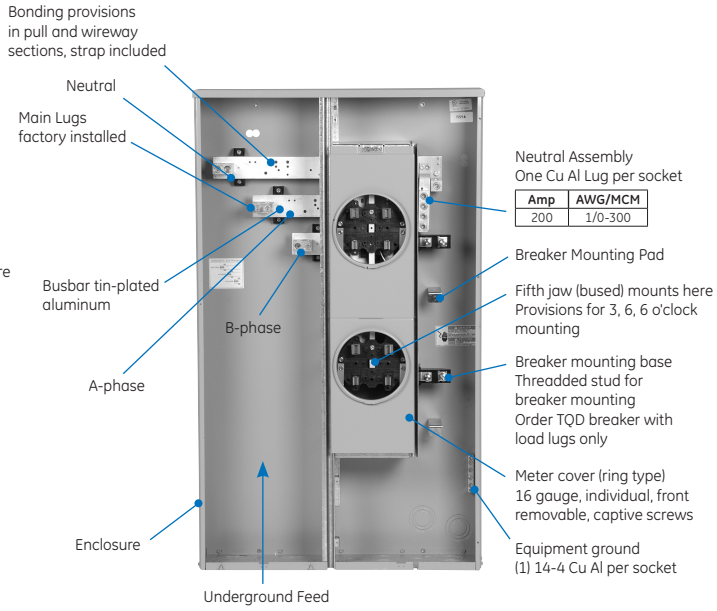

125A Socket, Single Phase Ringless

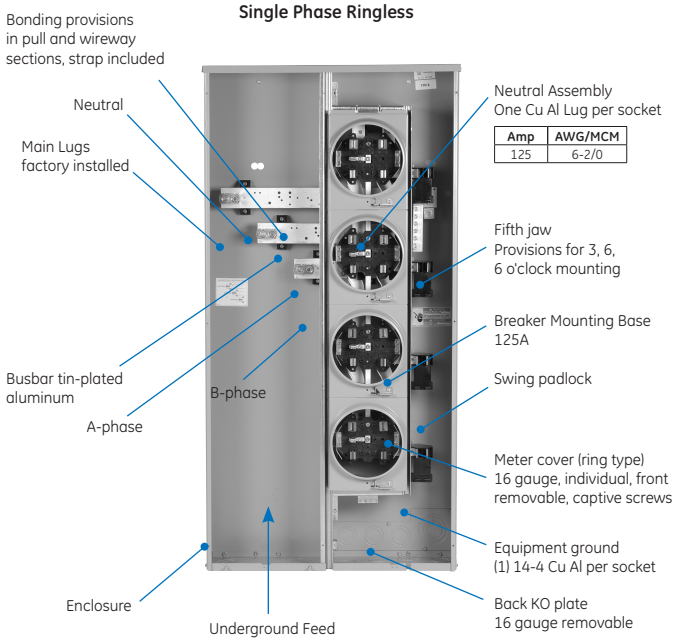

200A Socket, Single Phase Ringless

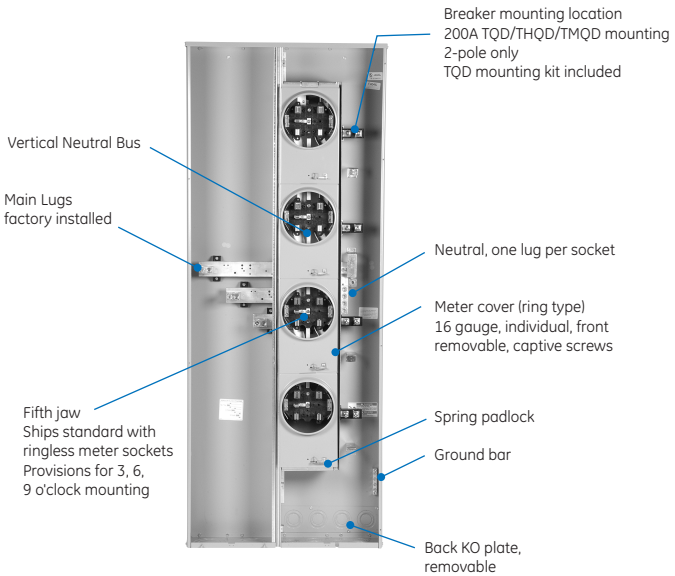

Product Features

— UL Listed (Panelboards No. 67)
— Indoor/Outdoor construction
— Ring-Type and Ringless Meter Sockets
— Bondable Neutral, Strap included
— 11-inch Mounting Z Rail included
— Swing Away Mounting Feet factory installed
— Underground, incoming feed only

Socket Amps	No. of Sockets	Main Ampere Rating	Ring-Type Socket[1]	Ringless Type Socket	Ringless Type Socket (5th Jaw Socket Standard) Horned Bypass Factory Installed	Main Wire Size AWG/kcmil Cu/Al - Phase	Service Ground	Equipment Ground
125	2	200	TMM2212R[2]	TMMR2212R[2]	TMMR2212RHB[2]	(1) 6-300	6-2/0	14-4
	3	400	TMM4312R	TMMR4312R	TMMR4312RHB	(1) 6-600 or (2) 2/0-250	4-300	
	4	400	TMM4412R	TMMR4412R	TMMR4412RHB			
	5	600	TMM6512R	TMMR6512R	TMMR6512RHB	(2) 250-500		
	6	600	TMM6612R	TMMR6612R	TMMR6612RHB			
200	2	400	TMM4220R	TMMR4220R	TMMR4220RHB	(2) 250-500	6-2/0	14-4
	3	600	TMM6320R	TMMR6320R	TMMR6320RHB		4-300	
	4	600	TMM6420R	TMMR6420R	TMMR6420RHB			
	5	600	TMM6520R	TMMR6520R	TMMR6520RHB			
	6	600	TMM6620R	TMMR6620R	TMMR6620RHB			

[1]One snap-type, aluminum sealing ring (TSR5) per socket included
[2]May be fed from overhead. Use hub TC300.

Short Circuit Ratings — UL Listed

All Mini Mod IIIs are UL listed for the short circuit rating at 240 Vac maximum in rms symmetrical amperes of the tenant breaker installed, selected from table below.

The short circuit rating is limited to the lowest interrupting rating of any tenant breaker installed.

Replacement breakers shall be of the same manufacturer and type and shall have an interrupting rating equal to or greater than the interrupting rating of any tenant breaker presently installed in this device.

Tenant Main Breaker Frame	Breaker Amperage Range	Socket Amperage Range	UL Listed AIC Rating
TEB	15-90A	225A	10,000
THQL	60-125A	125A	10,000
TQD	100-225A	200A, 225A	10,000
THHQL	60-125A	125A	22,000
THQD	100-225A	200A, 225A	22,000
TMQL	60-125A	125A	42,000
TMQC	60-200A	200A/225A	42,000
TMQA	60-125A	125A	65,000
TMQF	60-200A	200A/225A	65,000
TMQV (Replaces Old TMQD)	60-225A	200A, 225A	100,000

Modular Metering
Mini Mod III
Ring-Type and Ringless - MEG Approved

Product Features

— UL Listed (Panelboards No. 67)
— Indoor/Outdoor construction
— Ring-Type and Ringless Meter Sockets
— Bondable Neutral, Strap included
— 11-inch Mounting Z Rail included
— Swing Away Mounting Feet factory installed
— Underground, incoming feed only

These MEG approved units have an added cotter pin that eliminates failure of the metering stabs when the meter is plugged into the meter base.

Socket Amps	No. of Sockets	Main Ampere Rating	Ring-Type Socket[1]	Ringless Socket (5th Jaw Socket Standard)	Main Wire Size AWG/kcmil Cu/Al - Phase	Service Ground	Equipment Ground
125	2	200	TMM2212RF[2]	TMMR2212RF[2]	(1) 6-300	6-2/0	14-4
	3	400	TMM4312RF	TMMR4312RF	(1) 6-600 or (2) 2/0-250	4-300	
	4	400	TMM4412RF	TMMR4412RF			
	5	600	TMM6512RF	TMMR6512RF	(2) 250-500		
	6	600	TMM6612RF	TMMR6612RF			
200	2	400	Use TMM6320R	TMMR4220RF	(2) 250-500	6-2/0	14-4
	3	600	TMM6320RF	TMMR6320RF		4-300	
	4	600	TMM6420RF	TMMR6420RF			
	5	600	Use Ringless or Meter Mod III	TMMR6520RF			
	6	600	Use Ringless or Meter Mod III	TMMR6620RF			

[1]One snap-type, aluminum sealing ring (TSR5) per socket included.
[2]May be fed from overhead. Use hub TC300.

Tenant Main Breakers for 125A, 2 Pole Sockets

Amps	10kAIC	22kAIC	Wire Size
60	THQL2160	THHQL2160	(1) #8-#3 CU; #8-#3AL
70	THQL2170	THHQL2170	(1) #6-1/0 CU; #4-#1/0 AL
80	THQL2180	THHQL2180	
90	THQL2190	THHQL2190	
100	THQL21100	THHQL21100	(1) #2-2/0 CU; #2-2/0 AL
110	THQL21110	THHQL21110	—
125	THQL21125	THHQL21125	(1) #2-2/0 CU; #2-2/0 AL
125	TMQL21125SF[1]	—	—

[1]Sub-Feed lug. No overcurrent protection.

THQL, THHQL

Tenant Main Breakers for 125A, 2 Pole Sockets

Amps	QL 42 kAIC	Wire Size	QA 65 kAIC	Wire Size
60	TMQL2160	#8-#1 (Cu) or #8-1/0 (Al)	TMQA2160	#8-2/0
70	TMQL2170		TMQA2170	
80	TMQL2180		TMQA2180	
90	TMQL2190		TMQA2190	
100	TMQL21100		TMQA2100	
110	–		TMQA2110	
125	TMQL21125	2/0 - #14	TMQA2125	

TMQL

Tenant Main Breakers for 200A, 2 Pole Sockets

Amps	10kAIC	22kAIC	Wire Size
100	TQD22100	THQD22100	(1) #1-300 CU; #1-300 AL
125	TQD22125	THQD22125	
150	TQD22150	THQD22150	
175	TQD22175	THQD22175	
200	TQD22200	THQD22200	

TQD, THQD

Tenant Main Breakers for 200A, 2 Pole Sockets

Amps	QC 42 kAIC	QF 65 kAIC	QV 100 kAIC	Wire Size
60	TMQC22060MM	TMQF22060MM	TMQV22060MM	#6-4/0[2]
70	TMQC22070MM	TMQF22070MM	TMQV22070MM	
80	TMQC22080MM	TMQF22080MM	TMQV22080MM	
90	TMQC22090MM	TMQF22090MM	TMQV22090MM	
100	TMQC22100MM	TMQF22100MM	TMQV22100MM	
110	TMQC22110MM	TMQF22110MM	TMQV22110MM	
125	TMQC22125MM	TMQF22125MM	TMQV22125MM	
150	TMQC22150MM	TMQF22150MM	TMQV22150MM	
175	TMQC22175MM	TMQF22175MM	TMQV22175MM	
200	TMQC22200MM	TMQF22200MM	TMQV22200MM	

[2]For 60A-200A 2P breakers use TMQV225L2 to get 300MCM terminals.

Factory Installed Lug Kits

Amp Rating	Mini Mod III			Product Number	Phase Wire Size	Neutral Wire Size	Lugs per Kit
	Ring-Type Socket	Ringless Socket	Ringless Socket MEG Approved (5th Jaw Socket Standard)				
125	TMM2212R	TMMR2212R	TMMR2212RF		6-300	6-300	
	TMM4312R	TMMR4312R	TMMR4312RF	TMMLK1	(1) 2/0-600 or (2) 6-250	(1) 2/0-600 or (2) 6-250	1 lug/kit; 1 lug/phase; 2 hole lug
	TMM4412R	TMMR4412R	TMMR4412RF				
	TMM6512R	TMMR6512R	TMMR6512RF	TMPAL30	(2) 250-500/lug	(2) 250-500/lug	1 lug/kit; 1 lug/phase
	TMM6612R	TMMR6612R	TMMR6612RF				
200	TMM4220R	TMMR4220R	TMMR4220RF	TMPAL30	(2) 250-500/lug	(2) 250-500/lug	1 lug/kit; 1 lug/phase
	TMM6320R	TMMR6320R	TMMR6320RF				
	TMM6420R	TMMR6420R	TMMR6420RF				
	TMM6520R	TMMR6520R	TMMR6520RF				
	TMM6620R	TMMR6620R	TMMR6620RF				

Factory Optional Lug Kits and Optional Compression Lug Kits

Amp Rating	Mini Mod III			Mechanical Lug Kit Product Number	Phase Wire Size	Compression Lug Kit Product Number	Phase Wire Size	Lugs per Kit
	Ring-Type Socket	Ringless Socket	Ringless Socket MEG Approved (5th Jaw Socket Standard)					
125	TMM4312R	TMMR4312R	TMMR4312RF	TMPAL40	(3) 4-300	TMM6CLL	Compression	2 studs/phase, double stack for up to 2 conductors per phase, kit includes 3 lug landing pads (1 kit/device)
				TMPAL30	(2) 250-500 / lug			
	TMM4412R	TMMR4412R	TMMR4412RF	TMPAL40	(3) 4-300	TMM6CLL	Compression	
				TMPAL30	(2) 250-500 / lug			
	TMM6512R	TMMR6512R	TMMR6512RF	TMPAL40	(3) 4-300	TMM6CLL	Compression	
				TMMLK1	(1) 2/0-600 or (2) 6-250			
	TMM6612R	TMMR6612R	TMMR6612RF	TMPAL40	(3) 4-300	TMM6CLL	Compression	
				TMMLK1	(1) 2/0-600 or (2) 6-250			
200	TMM4220R	TMMR4220R	TMMR4220RF	TMPAL40	(3) 4-300	TMM6CLL	Compression	
				TMMLK1	(1) 2/0-600 or (2) 6-250			
	TMM6320R	TMMR6320R	TMMR6320RF	TMPAL40	(3) 4-300	TMM6CLL	Compression	
				TMMLK1	(1) 2/0-600 or (2) 6-250			
	TMM6420R	TMMR6420R	TMMR6420RF	TMPAL40	(3) 4-300	TMM6CLL	Compression	
				TMMLK1	(1) 2/0-600 or (2) 6-250			
	TMM6520R	TMMR6520R	TMMR6520RF	TMPAL40	(3) 4-300	TMM6CLL	Compression	
				TMMLK1	(1) 2/0-600 or (2) 6-250			
	TMM6620R	TMMR6620R	TMMR6620RF	TMPAL40	(3) 4-300	TMM6CLL	Compression	
				TMMLK1	(1) 2/0-600 or (2) 6-250			

By-pass Kits

Description		Product Number
Manual Slider-Type (Ring Type Only)[1]	125 amp top socket for 2, 3, 5 and 6 gang	TMBPM12TA[2]
	125 amp for all other sockets	TMBPM12A[2]
	200 amp for all sockets	TMBPM20A[2]
Jumper Straps Type[1] (use with TMCA)		TMBPJ20[3]
Cover Includes Jumper Strap Type-fits all (Ring Type Only)		TMBPC20[1]
Horn Type-fits all (Ringless Only)[1]		TMBPH20A[3]

[1]100 amps continuous.
[2]For top socket on TMM4220R, order TMBPM20TA.
[3]200 amps continuous.



TMBPM12TA

TMBPJ20

TMBPC20

Semi-Flush Kits

Socket Rating	Description	Product Number
125A Sockets	2 gang	TMM12SF2
	3 and 4 gang	TMM12SF4
	5 and 6 gang	TMM12SF6
200A Sockets	2 gang	TMM20SF2
	3 and 4 gang	TMM20SF4
	5 and 6 gang	TMM20SF6

TMM12SF2

TMM20SF4

Fifth Jaw Kits

Description	Product Number
Bused; 3, 6, or 9 o'clock mounting Order two for fifth and sixth jaw. Not suitable for 2-gang ring type	TM5JA
Isolated; 3 or 9 o'clock mounting	TM5JUA

Compression Lug Landing Kit

Description	Product Number
600 amp	TMM6CLL

Includes 3 pads each with 2 threaded stud connections (and hardware) for compression or mechanical lugs with NEMA 2-hole bolt configuration (lugs not furnished). Not suitable for 2-gang.

Steel Meter Socket Covers

Description		Product Number
Blank (fits bottom position only)	125 Amp	TMCB12B
	200 Amp	TMCB20B
Ringless (Field -converts ring-type to ringless)	125 amp top socket for 2 and 3 gang	TMCR12T
	125 amp for all other sockets	TMCR12
	200 amp for all sockets	TMCR20

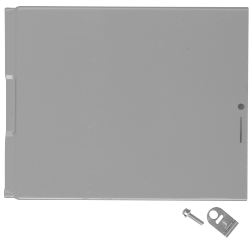

TMCB12B



TMCR12T



TMCR12

Sealing Rings

Description	Material	Product Number
Screw Type	Aluminum	TSR1
Snap Type	Stainless Steel	TSR3
Screw and Lock Type	Aluminum	TSR4
Snap Type	Aluminum (Standard)	TSR5

TSR1 TSR3 TSR4 TSR5

Miscellaneous

Description	Product Number
Lexan Meter Socket Cover Plate (without tabs)	TMCA
Lexan Meter Socket Cover Plate	TMCP
Equipment Ground Bar, (6) 6-2/0	TMEG
Individual Meter Socket Barrier Kit (includes 6)	TMBR
Mounting Z-Rail, 4-foot	TMZR
Lug Kit for (3) 4/0 cable	TMPAL40
Main Lug Kit, (1) #6-600 or (2) 2/0-250	TMMLK1

TMCA

TMCP



TMBR

TMPAL40

TMZR

Dimensions

Description	Product Number	Figure No.[1]	Width (in inches)	Height (in inches)	Depth (in inches)	Section A (in inches)	Section B (in inches)
Mini Mod, 1P3W, 200A MLO, (2) 125A Ring sockets	TMM2212R, TMM2212RF	1	11.88	34.56	7.56	18.31	9.00
Mini Mod, 1P3W, 200A MLO, (2) 125A Ringless sockets	TMMR2212R, TMMR2212RF, TMMR2212RHB	1	11.88	34.56	7.56	18.31	9.00
Mini Mod, 1P3W, 400A MLO, (3) 125A Ring sockets	TMM4312R, TMM4312RF	3	24.25	48.31	7.00	21.56	9.00
Mini Mod, 1P3W, 400A MLO, (3) 125A Ringless sockets	TMMR4312R, TMMR4312RF, TMMR4312RHB	3	24.25	48.31	7.00	21.56	9.00
Mini Mod, 1P3W, 400A MLO, (4) 125A Ring sockets	TMM4412R, TMM4412RF	3	24.25	48.31	7.00	12.56	9.00
Mini Mod, 1P3W, 400A MLO, (4) 125A Ringless sockets	TMMR4412R, TMMR4412RF, TMMR4412RHB	3	24.25	48.31	7.00	12.56	9.00
Mini Mod, 1P3W, 600A MLO, (5) 125A Ring sockets	TMM6512R, TMM6512RF	2	36.28	41.59	7.00	12.56	9.00
Mini Mod, 1P3W, 600A MLO, (5) 125A Ringless sockets	TMMR6512R, TMMR6512RF, TMMR6512RHB	2	36.28	41.59	7.00	12.56	9.00
Mini Mod, 1P3W, 600A MLO, (6) 125A Ring sockets	TMM6612R, TMM6612RF	2	36.28	41.59	7.00	12.56	9.00
Mini Mod, 1P3W, 600A MLO, (6) 125A Ringless sockets	TMMR6612R, TMMR6612RF, TMMR6612RHB	2	36.28	41.59	7.00	12.56	9.00
Mini Mod, 1P3W, 400A MLO, (2) 200A Ring sockets	TMM4220R	5	25.50	42.69	7.00	18.44	12.13
Mini Mod, 1P3W, 400A MLO, (2) 200A Ringless sockets	TMMR4220R, TMMR4220RF, TMMR4220RHB	5	25.50	42.69	7.00	18.44	12.13
Mini Mod, 1P3W, 600A MLO, (3) 200A Ring sockets	TMM6320R, TMM6320RF	5	25.50	64.56	7.00	30.56	12.13
Mini Mod, 1P3W, 600A MLO, (3) 200A Ringless sockets	TMMR6320R, TMMR6320RF, TMMR6320RHB	5	25.50	64.56	7.00	30.56	12.13
Mini Mod, 1P3W, 600A MLO, (4) 200A Ring sockets	TMM6420R, TMM6420RF	5	25.50	64.56	7.00	18.44	12.13
Mini Mod, 1P3W, 600A MLO, (4) 200A Ringless sockets	TMMR6420R, TMMR6420RF, TMMR6420RHB	5	25.50	64.56	7.00	18.44	12.13
Mini Mod, 1P3W, 600A MLO, (5) 200A Ring sockets	TMM6520R	4	38.75	52.44	7.00	18.44	12.13
Mini Mod, 1P3W, 600A MLO, (5) 200A Ringless sockets	TMMR6520R, TMMR6520RF, TMMR6520RHB	4	38.75	52.44	7.00	18.44	12.13
Mini Mod, 1P3W, 600A MLO, (6) 200A Ring sockets	TMM6620R	4	38.75	52.44	7.00	18.44	12.13
Mini Mod, 1P3W, 600A MLO, (6) 200A Ringless sockets	TMMR6620R, TMM6620RF, TMMR6620RHB	4	38.75	52.44	7.00	18.44	12.13

[1]Figures 2, 3 and 5 have removable drip hood and open end wall.

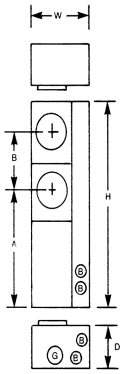

Figure 1

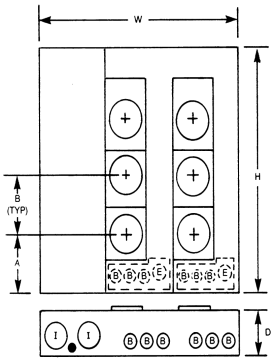

Figure 2

Knockouts

Symbol	•	A	B	C	D	E	F	G	H	I	J	K	L
Conduit Size in Inches	½	½	–	–	–	–	–	–	–	–	–	–	–
	–	¾	–	–	–	–	–	–	–	–	–	–	–
	–	1	1	1	–	1	–	–	–	–	–	–	–
	–	–	1 ¼	1 ¼	1 ¼	1 ¼	–	–	–	–	–	–	–
	–	–	1 ½	1 ½	1 ½	1 ½	1 ½	1 ½	–	–	–	–	–
	–	–	–	2	2	2	2	2	2	–	–	–	–
	–	–	–	–	–	2 ½	2 ½	2 ½	2 ½	2 ½	–	–	–
	–	–	–	–	–	–	–	3	3	3	3	–	–
	–	–	–	–	–	–	–	–	3 ½	3 ½	3 ½	–	–
	–	–	–	–	–	–	–	–	–	4	4	4	–
	–	–	–	–	–	–	–	–	–	–	–	–	5

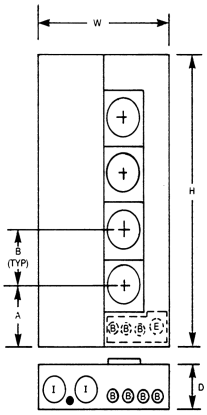

Figure 3

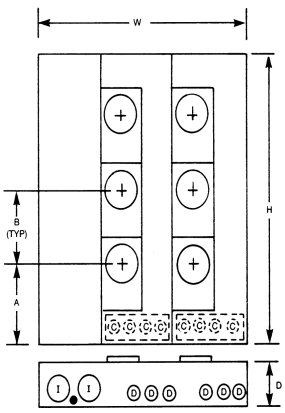

Figure 4

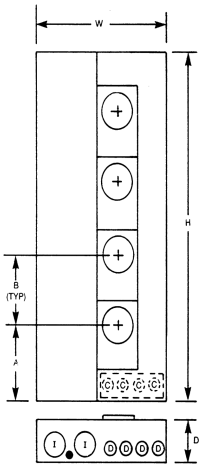

Figure 5

Other Publications and References

Refer to these publications and resources for additional information about our products:

Pub No.	Title
DET-008	UL Component Recognized Series-Connected Ratings
DET-388	Renewal Parts
DET-395	Construction and Details
DET-838	Residential Electronic Circuit Interrupters
DET-843	Houses to High Rises
DET-848	Modular Metering Application Guide - Meter Mod III
DET-856	Modular Metering Stock Selection Guide
DET-860	Modular Metering Application Guide - Mini Mod III
DET-884	Tenant Main Circuit Breakers for GE Meter Mod III Modular Metering

Visit our website: **www.geindustrial.com/products/modular-metering** for links to the above publications and additional information such as time current curves, outline and dimensional drawings, installation instructions, application and technical information.

For questions about any of our modular metering products, please e-mail us at **modular.metering@ge.com**

Main Device Selection Guidelines

1. Main Module - Select only one			2. Select Main Ampere Rating	3. Select Short Circuit Rating	4. How many meter stacks are needed?	5. Select the Breakers that go into meter stacks	6. Accessories
Single Phase	Main Breaker	**Page 2-15**	400 600 800 1000 1200 1400 1600 2000	10,000 22,000 42,000 65,000 100,000	**Residential:** 800A or 1200A Bus **Socket Amps:** 125A or 200A Ring or Ringless **Commercial:** All 1200A Bus **Socket Amps:** 200A,225A or 400A Ring or Ringless	**See Main Breaker Selections:** 1PH Tenant Page **2-28** 1PH Commercial Page **2-32** 3PH Commercial Page **2-34**	Various options. See pages 2-17, 2-18, 2-21, 2-23
	Main Breaker w/ Integral Pull Box	**Page 2-17**					
	Main Fusible Switch	**Page 2-19**					
	Main Fusible Switch w/ Integral Pull Box	**Page 2-20**					
	Main Lug	**Page 2-22**					
Three Phase	Main Breaker	**Page 2-16**					
	Main Breaker w/ Integral Pull Box	**Page 2-17**					
	Main Fusible Switch	**Page 2-19**					
	Main Fusible Switch w/ Integral Pull Box	**Page 2-20**					
	Main Lug	**Page 2-22**					

Product Number Guide for Main Modules (Product Number for illustrative purposes only)

T | MP | 3 | SB | 8 | R | AR

GE Identification

Type
MP = Meter Mod III

Insert for 3-Phase

Type
SB = Main Breaker, Top/Bottom Feed (400-1200A)
SHB = Main Breaker, High Interrupting, Top/Bottom Feed (400-1200A)
BB = Main Breaker, Bottom Feed (1400-2000A)
BT = Main Breaker, Top Feed (1400-2000A)
BU = Main Breaker with Integral Pull Box - EUSERC
FT = Main Switch, Top Feed
FB = Main Switch, Bottom Feed
L = Main Lug
U = Main Pull Box

Maximum Ampere Rating
4 = 400A
6 = 600A
8 = 800A
10 = 1000A
12 = 1200A
14 = 1400A
16 = 1600A
20 = 2000A

Enclosures
R = Type 3R Rainproof

Additional Features
AR = Arc Reduction (Main Breaker only)
CRIS = Copper, Riser (Main Lug only)
CLL = Compression Lug Landing Kit Included
ST = Shunt Trip, Factory Installed

Product Number Guide for Meter Stack Modules (Product Number for illustrative purposes only)

T | MP | 3 | 8 | 6 | 20 | T | R | F

GE Identification

Type
MP = Meter Mod Ring Type
MPR = Meter Mod Ringless
MPK = Meter Mod K-Base Socket

Insert for 3-Phase

Horizontal Bus Rating
8 = 800A
12 = 1200A

Socket Positions
1-6

Socket Rating
12 = 125A
20 = 200A
22 = 225A
40 = 400A

Insert for Tenant Breaker

Enclosures
R = Type 3R Rainproof Outdoor
Blank = Type N1 Indoor

Special
F = MEG Approved
HB = Horned Bypass (Ringless only)
AB = Factory Installed AB Phased (CONED)
AC = Factory Installed AC Phased (CONED)
BC = Factory Installed BC Phased (CONED)

Modular Metering
Meter Mod III

UL Standard Listing and File Numbers
Short Circuit Ratings

Product Features

— UL Listed (details below)
— Short Circuit Ratings through 100,000 Amps RMS symmetrical
— Interchangeable Single and Three-phase Main and Meter Modules
— Indoor/Outdoor Construction
— Individual Meter Covers
— 11-inch Mounting Z-Rails Included
— Numerous Accessories

UL Standard Listing and File Numbers

Modular Metering Equipment	UL Standard for Safety	UL File No.
Meter Modules	No. 67 Panelboards	E8741
Main Modules		
Breaker	No. 489 Molded Case Circuit Breakers	E11713
Switch	No. 98 Enclosed Switches	E9565
Lug	No. 67 Panelboards	E8741
Pull Box	No. 869 Service Equipment	E84701
Tenant Main Breakers		
THQL, TQD	No. 489 Molded Case Circuit Breakers	E11592
THHQL, THQD	No. 489 Molded Case Circuit Breakers	E11592
TMQL, TMQV, TMQA, TMQC, TMQF	No. 489 Molded Case Circuit Breakers	E7819
Accessories		
Meter	No. 414 Meter Sockets	E8741
Other	No. 67 Panelboards	E8741

Short Circuit Interrupting Ratings

These panelboards have a maximum short circuit current rating of 100,000 RMS symmetrical amperes, 240 volts AC maximum. The actual rating depends on the branch breakers and the main breaker, if any, installed in or ahead of the panelboard. The correct combinations for various short circuit ratings follow. Any additional or replacement breakers must be a General Electric type, as indicated, with equal or greater interrupting capacity.

Maximum Short Circuit Rating, rms Symmetrical Amperes, 240 Vac or 120/240 Vac	Main Circuit Breaker	Branch Circuit Breaker
	When the breaker protecting the panelboard, separate or integral, is GE Type	And when the branch circuit breakers installed are GE Type
10,000	None, THQL, TQMV, SKH, SGD, SGH, SGL	THQP, THQL, THQLGFT, TQD, THHQL, THQD, TMQL, TMQV
22,000	None, THHQL, THQMV, SKH, (300-1200A), SGD, SGH (125-600A)	THQP, THQL, THQLGFT[2], TQD, THHQL, THQD, TMQL, TMQV
42,000	TMQB, TMQC, TMQL, 300V Class T Fuse (600A max.)	THQP3, THQL, THQLGFT[2], TQD, THHQL, THQD, TMQL, TMQV
65,000	TMQA, TMQF, SGD, SGH (125-600A)	THQL, THHQL, TQD, THQD, TMQB, TMQL, TMQV
100,000	TMQV, SGL (125-600A)	THQP[3], THQL, THQLGFT[2], TQD[4], THHQL, THQD[4], TMQL, TMQV
100,000	300V Class T Fuse (400A max.)	THQP[3], THQL, THHQL, TQD[5], THQD[5], TMQL, TMQV

[2]15-30A only.
[3]Suitable as branch breaker when tenant main provided is: THQL, THHQL, TMQL, TQD, TMQV.
[4]100-200A, 2-pole only.
[5]125-225A, 2- and 3-pole only.

Modular Metering
Meter Mod III
Main Breaker Modules
Single-Phase

Product Features

— Breaker included. 80% Rated MCB
— Single-phase mains have a neutral, A-phase, B-phase and ground and may be connected to three-phase horizontal bus stacks. However, output is only single-phase.
— All mains are required to be center feed only when main breaker is greater than horizontal bus amps

Main Breaker Module, Single-Phase, 3 Wire 120/240 Vac

Product Number	Main Ampere Rating	IC Rating Max kAIC	Feed Location	110-240Vac Shunt Trip	Main Breaker Frame	Main Wire Size AWG/kcmil Cu/Al - Phase	Main Wire Size AWG/kcmil Cu/Al - Neutral
TMPSB4R	400	65	Bottom	No	SGH400	Al: (2) 2/0-500 or (1) 6-600 Cu: 2/0-400 or (1) 6-600	(2) 2 -600
TMPSHB4R		100					
TMPSB6R	600	65	Bottom	No	SGH600	Al: (2) 2/0-500 or (1) 6-600 Cu: 2/0-400 or (1) 6-600	(2) 2 -600
TMPSHB6R		100					
TMPSB8R	800	65	Bottom	No	SKH800	Al/Cu (3) 3/0-500[1]	(4) 250-500[2]
TMPSB10R	1000	65	Bottom	No	SKH1200	Al: (4) 250-500 Cu: (4) 250/350[1]	(4) 250-500[2]
TMPSB12R	1200	65	Bottom	No	SKH1200	Al: (4) 250-500 Cu: (4) 250/350[1]	(4) 250-500[2]
TMPBB14R[3]	1400	100	Bottom	No	RG	(4) 500-1000 kcmil	(4) 250-500
TMPBB16R[3]	1600	100	Bottom	No	RG	Al/Cu (4) 500-1000 kcmil	Al/Cu (4) 500-1000
TMPBB16RST[3]			Bottom	Yes			
TMPBT16R[3]			Top	No			
TMPBT16RST[3]			Top	Yes			
TMPBT20R[3]	2000	100	Top	No	RG	(6) #2–600 kcmil	(6) #2–600 kcmil
TMPBB20R[3]			Bottom				

[1]Optional lug TCAL124 field installed wire range (3) 300-750 kcmil.
[2]Optional neutral lug field installed wire range (3) 1/0-750 kcmil. Lug kit product number TMPL750.
[3]Fixed Rating Plug not Field adjustable.

Main Breaker Module, Single-Phase, 3 Wire 120/240 Vac with Arc Reduction Means

Product Number	Main Ampere Rating	IC Rating Max kAIC	Feed Location	Description	Main Wire Size AWG/kcmil Cu/Al - Phase	Main Wire Size AWG/kcmil Cu/Al - Neutral
Use Standard Product #. Code effects only 1200A and greater	400A to Less Than 1200A		Top or Bottom			
TMPBB12RAR	1200A	100	Bottom	1200A 1Ph Main Breaker Bottom Feed - Arc Reduction	(4) 500-1000	(4) 250-500
TMPBB14RAR	1400A	100	Bottom	1400A 1Ph Main Breaker Bottom Feed - Arc Reduction	(4) 500-1000	(4) 250-500
TMPBB16RAR	1600A	100	Bottom	1600A 1Ph Main Breaker Bottom Feed - Arc Reduction	(4) 500-1000	(4) 500-1000
TMPBT16RAR			Top	1600A 1Ph Main Breaker Top Feed - Arc Reduction		
TMPBB20RAR	2000A	100	Bottom	2000A 1Ph Main Breaker Bottom Feed - Arc Reduction	(6) #2-600	(6) #2-600

Modular Metering Meter Mod III

Main Breaker Modules
Three-Phase

Product Features

— Breaker included. 80% Rated MCB.
— All mains are required to be center feed only when main breaker is greater than horizontal bus amps

TMP3SB8R

Main Breaker Module, Three-Phase, 4 Wire 208Y/120 Vac or Three-Phase, 4 Wire, 120/240V Delta Hi-Leg

Product Number	Main Ampere Rating	IC Rating Max kAIC	Feed Location	110-240 Vac Shunt Trip	Main Breaker Frame	Main Wire Size AWG/kcmil Cu/Al -Phase	Main Wire Size AWG/kcmil Cu/Al - Neutral
TMP3SB4R	400	65	Bottom	No	SGH400	Al: (2) 2/0-500 or (1) 6-600 Cu: 2/0-400 or (1) 6-600	(2) 2-600
TMP3SHB4R		100					
TMP3SB6R	600	65	Bottom	No	SGH600	Al: (2) 2/0-500 or (1) 6-600 Cu: 2/0-400 or (1) 6-600	(2) 2-600
TMP3SHB6R		100					
TMP3SB8R	800	65	Bottom	No	SGH800	Al/Cu (3) 3/0-500[1]	(4) 250-5002
TMP3SB10R	1000	65	Bottom	No	SGH1200	Al: (4) 250-500 Cu: (4) 250/350[1]	(4) 250-5002
TMP3SB12R	1200	65	Bottom	No	SKH1200	Al: (4) 250-500 Cu: (4) 250/350[1]	(4) 250-5002
TMP3BB14R[3]	1400	100	Bottom	No	RG	(4) 500-1000 kcmil	(4) 500-1000
TMP3BT14R[3]			Top				
TMP3BB16R[3]	1600	100	Bottom	No	RG	Al/Cu (4) 500-1000	Al/Cu (4) 500-1000
TMP3BB16RCLL[3]				No	RG	Compression Lugs	Compression Lugs
TMP3BB16RST[3]				Yes	RG	Al/Cu (4) 500-1000	Al/Cu (4) 500-1000
TMP3BT16R[3]			Top	No			
TMP3BT16RST[3]				Yes			
TMP3BT20R[3]	2000	100	Top	No	RG	(6) #2 – 600 kcmil	(6) #2–600 kcmil
TMP3BB20R[3]			Bottom				
TMP3BB20RCLL[3]			Bottom		RG	Compression Lugs	Compression Lugs
TMP3BB20RST[3]			Bottom	Yes	RG	(6) #2–600 kcmil	(6) #2–600 kcmil

[1]Optional lug TCAL124 field installed wire range (3) 300-750 kcmil.
[2]Optional neutral lug field installed wire range (3) 1/0-750 kcmil. Lug kit product number TMPL750.
[3]Fixed Rating Plug not Field adjustable.

Main Breaker Module, Three-Phase, 4 Wire 208Y/120 Vac or Three-Phase, 4 Wire, 120/240V Delta Hi-Leg with Arc Reduction Means[4]

Product Number	Main Ampere Rating	IC Rating Max kAIC	Feed Location	Description	Main Wire Size AWG/kcmil Cu/Al -Phase	Main Wire Size AWG/kcmil Cu/Al -Phase
Use Standard Product Number. Code effects only 1200A and greater	400A to Less Than 1200A		Top or Bottom			
TMP3BB12RAR	1200A	100	Bottom	1200A 3Ph Main Breaker Bottom Feed - Arc Reduction	(4) 500-1000	(4) 500-1000
TMP3BT12RAR			Top	1200A 3Ph Main Breaker Top Feed - Arc Reduction		
TMP3BB14RAR	1400A	100	Bottom	1400A 3Ph Main Breaker Bottom Feed - Arc Reduction	(4) 500-1000	(4) 500-1000
TMP3BT14RAR			Top	1400A 3Ph Main Breaker Top Feed - Arc Reduction		
TMP3BB16RAR	1600A	100	Bottom	1600A 3Ph Main Breaker Bottom Feed - Arc Reduction	(4) 500-1000	(4) 500-1000
TMP3BT16RAR			Top	1600A 3Ph Main Breaker Top Feed - Arc Reduction		
TMP3BB20RAR	2000A	100	Bottom	2000A 3Ph Main Breaker Bottom Feed - Arc Reduction	(6) #2-600	(6) #2-600
TMP3BT20RAR			Top	2000A 3Ph Main Breaker Top Feed - Arc Reduction		

[4]The main breaker in this section has an arc reduction means that satisfies the requirement of NEC 2014 Section 240.87

Main Breaker Module with Integral Pull Box (Single and Three-Phase) - EUSERC Unit

For EUSERC applications please check with local utility requirements to make sure the pull box meets their dimensional requirements. Some applications may require you to use a Commercial Metering Switchboard.

Main Breaker Module with Integral Pull Box Single-Phase- EUSERC Unit

Product Number	Main Ampere Rating	IC Rating	Feed Location	Main Frame Type	Line/Main Lug Size	Line/Main Neutral Size
TMPBU4R	400	65	Top / Bottom	SGH	Landing Pads Only[1]	Landing Pads Only[1]
TMPBU6R	600					
TMPBU8R	800			SKH		
TMPBU10R	1000					
TMPBU12R	1200					

[1]Landing pads with 1/2" bolts per EUSERC drawing number 347 provided. Contractor will need to supply crimp/compression lugs.

Main Breaker Module with Integral Pull Box Three-Phase - EUSERC Unit

Product Number	Main Ampere Rating	IC Rating	Feed Location	Main Frame Type	Line/Main Lug Size	Line/Main Neutral Size
TMP3BU4R	400	65	Top / Bottom	SGH	Landing Pads Only[1]	Landing Pads Only[1]
TMP3BU6R	600					
TMP3BU8R	800			SKH		
TMP3BU10R	1000					
TMP3BU12R	1200					

[1]Landing pads with 1/2" bolts per EUSERC drawing number 347 provided. Contractor will need to supply crimp/compression lugs.

Main Breaker Module Accessories

Main Breaker Modules Alternate Rating Plugs—Field installed

Breaker Frame Rating (Amps)	Trip Rating (Amps)	Rating Plug Product Number
400A	225	SRPG400A225
	250	SRPG400A250
	300	SRPG400A300
	350	SRPG400A350
600A	250	SRPG600A250
	300	SRPG600A300
	350	SRPG600A350
	400	SRPG600A400
	450	SRPG600A450
	500	SRPG600A500
800A	300	SRPK800A300
	400	SRPK800A400
	500	SRPK800A500
	600	SRPK800A600
	700	SRPK800A700
1200	600	SRPK1200A600
	700	SRPK1200A700
	800	SRPK1200A800
	900	SRPK1200A900
	1000	SRPK1200A1000
	1175	SRPK1200A1175

Shunt Trip—Field Installed

For use on all Main Breaker Modules

Shunt Trip	Product Number
120 Vac	SAST1
240 Vac	SAST2

Modular Metering
Meter Mod III

Main Breaker Modules, Single-Phase and Three-Phase
Factory Installed Lug Kits and Optional Lug Kit

Factory Installed Lug Kits

Amp Rating	Main Breaker	Product Number	Phase Wire Size	Neutral Wire Size	Lugs per Kit	Total Lugs per Device
400	TMPSB4R	TCLK265	AL/CU: (2) 2/0-500 or (1) 8-600	AL/CU: (2) 2-600	2	
	TMPSHB4R					
	TMP3SB4R	TCLK365			3	
	TMP3SHB4R					
600	TMPSB6R	TCLK265	AL/CU: (2) 2/0-500 or (1) 8-600	AL/CU: (2) 2-600	2	
	TMPSHB6R					
	TMP3SB6R	TCLK365			3	
	TMP3SHB6R					
800	TMPSB8R	TCAL81[1]	AL/CU: (3) 3/0-500	AL/CU: (4) 250-500	1	
	TMP3SB8R					
1000	TMPSB10R	TCAL125[2]	AL: (4) 250-500	AL/CU: (4) 250-500	1	
	TMP3SB10R					
1200	TMPSB12R	TCAL125[2]	AL: (4) 250-500	AL/CU: (4) 250-500	1	
	TMP3SB12R					
1400	TMPBB14R, TMPBB14RAR	TMPL1600RD	AL/CU: (4) 500-1000	AL/CU: (4) 500-1000	1 lug/kit, 4 holes/lug	3
	TMP3BB14R, TMP3BB14RAR					4
	TMP3BT14R, TMP3BT14RAR					
1600	TMPBB16R, TMPBB16RAR	TMPL1600RD	AL/CU: (4) 500-1000	AL/CU: (4) 500-1000	1 lug/kit, 4 holes/lug	3
	TMPBB16RST					
	TMPBT16R, TMPBT16RAR					
	TMPBT16RST					
	TMP3BBT16RST					
	TMP3BB16R, TMP3BB16RAR					
	TMP3BT16R, TMP3BT16RAR					
	TMP3BT16RST					
2000	TMPBB20R, TMPBB20RAR	TMPL2000RD	AL/CU: (6) #2-600	AL/CU: (6) #2-600	9	6 lugs/device; 3 lugs/neutral
	TMPBT20R					9 lugs/device; 3 lugs/neutral
	TMP3BB20R, TMP3BB20RAR					
	TMP3BT20R, TMP3BT20RAR					

[1]Lug kits TCALK281 (for TMPSB8R) and TCALK381 (TMP3SB8R) can also be used instead of the TCAL81 lugs
[2]Lug kits TCALK2125 (for TMPSB10R and TMPSB12R) and TCALK3125 (for TMP3SB10R and TMP3SB12R) can also be used instead of TCAL125 lug

Optional Lug Kit

Amp Rating	Main Breaker	Phase Product Number	Phase Wire Size	Lugs per Kit	Neutral Product Number	Neutral Wire Size
1000	TMPSB10R	TCAL124[3]	AL/CU: (3) 350-750	2	1	
	TMP3SB10R			3		
1200	TMPSB12R	TCAL124[3]	AL/CU: (3) 350-750	2	1	
	TMP3SB12R			3		
1400	TMPBB14R	TMPL2000RD	(6) #2-600	9	TMBP2000N	(6) #2-600
	TMP3BB14R					
	TMP3BT14R					
1600	TMPBB16R	TMPL2000RD	(6) #2-600	9	TMBP2000N	(6) #2-600
	TMP3BB16R					
	TMPBB16RST					
	TMP3BB16RST					
	TMPBT16R					
	TMP3BT16R					
	TMPBT16RST					
	TMP3BT16RST					

[3]Lug kits TCALK2124 (for TMPSB10R and TMPSB12R) and TCALK3124 (for TMP3SB10R and TMP3SB12R) can also be used instead of TCAL124 lugs

Modular Metering
Meter Mod III

Main Fusible Modules
Single-Phase and Three-Phase

Product Features

— Single-phase mains have a neutral, A-phase, B-phase group and may be connected to three-phase horizontal bus stacks. However, output is only single-phase
— All mains are required to be center feed only when the main fusible switch rating is greater than the horizontal bus amperage rating
— Fuses not included



Main Fusible Switch Module, Single-Phase, 3 Wire 120/240 Vac

Product Number	Main Ampere Rating	IC Rating (Max) kAIC	Wire Entry	Main Wire Size AWG/kcmil Cu/Al -Phase	Main Wire Size AWG/kcmil Cu/Al - Neutral	Stud Sets per Phase and Neutral	Fuse Not Included. Order Separately.	Compression Lug Landing Kit
TMPFT4R	400	100	Top	(1) 1/0-750 or (2) 1/0-300	(1) 1/0-750 or (2) 1/0-300	1	Class T only	Order Separately
TMPFT6R	600			(2) 2-600	(2) 2-600			
TMPFT8R	800			(4) 3/0-750	(4) 3/0-750			
TMPFT12R	1200			(4) 2-500	(4) 2-500		Class L only. Bolted Pressure Switch	
TMPFB4R	400	100	Bottom	(1) 1/0-750 or (2) 1/0-300	(1) 1/0-750 or (2) 1/0-300	1	Class T only	Order Separately
TMPFB6R	600			(2) 2-600	(2) 2-600			
TMPFB8R	800			(4) 3/0-750	(4) 3/0-750			
TMPFB12RT[1]	1200	100	Bottom	(4) 2-500	(4) 2-500		see footnote 1	
TMPFB12R[2]							see footnote 2	

[1]TMPFB12RT is a standard fusible switch that uses only Class T fuses. This unit is less robust and smaller than the TMPFB12R, but is significantly less expensive.
[2]TMP3FB12R is a bolted pressure switch that uses only Class L fuses. This unit is larger and more robust than the TMP3FB12RT, but more expensive.
[5]Product numbers ending in "ST" have shunt tripping style bolted pressure switch.

Main Fusible Switch Module, Three-Phase, 4 Wire 208Y/120 Vac

Product Number	Main Ampere Rating	IC Rating (Max) kAIC	Wire Entry	Main Wire Size AWG/kcmil Cu/Al -Phase	Main Wire Size AWG/kcmil Cu/Al - Neutral	Stud Sets per Phase and Neutral	Fuse Not Included. Order Separately.	Compression Lug Landing Kit
TMP3FT4R	400	100	Top	(1) 1/0-750 or (2) 1/0-300	(1) 1/0-750 or (2) 1/0-300	1	Class T only	TMP3F8CLL1 Order Separately
TMP3FT6R	600			(2) 2-600	(2) 2-600			
TMP3FT8R	800			(4) 3/0-750	(4) 3/0-750			
TMP3FT12R	1200			(4) 4-600	(4) 4-600		Class L only. Bolted Pressure Switch	
TMP3FT16R	1600			(6) 4-600	(6) 4-600			
TMP3FT20R	2000			(8) 4-600	(8) 4-600			
TMP3FB4R	400	100	Bottom	(1) 1/0-750 or (2) 1/0-300	(1) 1/0-750 or (2) 1/0-300	1	Class T only	TMP3F8CLL1 Order Separately
TMP3FB6R	600			(2) 2-600	(2) 2-600			
TMP3FB8R	800			(4) 3/0-750	(4) 3/0-750			
TMP3FB12R[4]	1200			(4) 4-600	(4) 4-600		See footnote 4	
TMP3FB12RT[3]	1200			(4) 2-600	(4) 2-600		See footnote 3	
TMP3FB16R	1600			(6) 4-600	(6) 4-600		Class L only. Bolted Pressure Switch	
TMP3FB16RST[5]	1600			(6) 4-600	(6) 4-600			
TMP3FB20R	2000			(8) 4-600	(8) 4-600			
TMP3FB20RST[5]	2000			(8) 4-600	(8) 4-600			

[3]TMP3FB12RT is a standard fusible switch that uses only Class T fuses. This unit is less robust and smaller than the TMP3FB12R, but is significantly less expensive.
[4]TMP3FB12R is a bolted pressure switch that uses only Class L fuses. This unit is larger and more robust than the TMP3FB12RT, but more expensive.
[5]Product numbers ending in "ST" have shunt tripping style bolted pressure switch.

Modular Metering
Meter Mod III

Main Fusible Switch Modules w/ Integral Pull Box
Single-Phase and Three-Phase - EUSERC Unit

Product Features

— Meets EUSERC requirements
— All Modules accept Class T Fuse
— When meter stacks are to be mounted on handle side of switch, order TMPS12 spacer.
— Lugs not included

Main Fusible Switch Module with Integral Pull Box (Single-Phase and Three-Phase) - EUSERC Unit

Product Number		Main Ampere Rating	IC Rating (Max) kAIC	Wire Entry	Mounting	Main Wire Size AWG/kcmil Cu/Al - Phase	Main Wire Size AWG/kcmil Cu/Al - Neutral	Compression Lug Landing Kit
Single-Phase, 3 Wire 120/240 Vac	Three-Phase, 4 Wire / Single-Phase, 3 Wire 120/240 Vac, 208Y120 Vac, 240/120 Vac 120/240 Vac							
TMPFB4RCLL	TMP3FB4RCLL	400	100	Bottom	End or Center	Compression Lug Landing Kit Included (NEMA 2-Hole Spacing)	Compression Lug Landing Kit Included (NEMA 2-Hole Spacing)	Included
TMPFB6RCLL	TMP3FB6RCLL	600						
TMPFB8RCLL	TMP3FB8RCLL	800						
TMPFB12RCLLT[1]	TMP3FB12RCLLT	1200						

[1]Center-feed only for single-phase meter modules with 800A horizontal bus rating.

Main Fusible Switch Modules—Fuses and Compression Lugs

Class T Fuses Rated at 200K @ 240V

Frame Size	Ampere Rating	Product Number
400	250	TFUSE250
	300	TFUSE300
	250	TFUSE350
	400	TFUSE400
600	500	TFUSE500
	600	TFUSE600
800	800	TFUSE800
1200	1200	A3T1200

Class L Fuses Rated at 200K @ 240V

Ampere Rating	Product Number
600	A4BY600
650	A4BY650
700	A4BY700
750	A4BY750
800	A4BY800
900	A4BY900
1000	A4BY1000
1100	A4BY1100
1200	A4BY1200
1350	A4BY1350
1400	A4BY1400
1500	A4BY1500
1600	A4BY1600
1800	A4BY1800
2000	A4BY2000

Compression Lugs

The following UL listed crimp connectors may be used				
Wire size (CU only)	Mac	T & B	Burndy	Panduit
250 kcmil	MSB250-8N MRB250-8N	54275 54868BE	YA29-2LN YA29-LN	LCC250-12
300 kcmil	MSB300-8N MRB300-8N	54280 54870BE	YA30-2LN YA30-LN	LCC300-12
350 kcmil	MSB350-8N MRB350-8N	54282 54872BE	YA31-2LN YA31-LN	LCC350-12
400 kcmil	MSB400-8N MRB400-8N	54874BE	YA32-2LN YA32-LN	LCC400-12
500 kcmil	MSB500-8N MRB500-8N	54286 54876BE	YA34-2LN YA34-LN	LCC500-12
600 kcmil	MSB600-8N MRB600-8N	54289 54878BE	YA36-2LN YA36-LN	
700 kcmil		54291		
750 kcmil	MSB750-8N MRB750-8N	54223 54880BE	YA39-2LN YA39-LN	LCC750-12
250 kcmil	MLB250-8N MULB250-8N	60256	YA29A3 YA29AY-2N	LAB250-12
300 kcmil	MLB300-8N MULB300-8N	60262	YA30A3 YA30AY-2N	LAB300-12
350 kcmil	MLB350-8N MULB350-8N	60267	YA31A3 YA31AY-2N	LAB350-12
400 kcmil	MLB400-8N MULB400-8N	60269	YA32A3 YA32AY-2N	LAB400-12
500 kcmil	MLB500-8N MULB500-8N	60273	YA34A3 YA34AY-2N	LAB500-12
600 kcmil	MLB600-8N MULB600-8N	60275	YA36A3 YA36AY-2N	LAB600-12
700 kcmil		60277		
750 kcmil			YA39A5	LAB750-12

Note: torque 1/2" nuts which attach crimp connectors to 45 ft.-Lb. (61 N-m)

Modular Metering
Meter Mod III
Main Fusible Switch Modules
Single-Phase and Three-Phase

Factory Installed Lug Kits

Amp Rating	Main Breaker	Product Number	Phase Wire Size	Neutral Wire Size	Lugs per Kit
400	TMPFB4R		Al/Cu: (1) 1/0-750 or (2) 1/0-300	Al/Cu: (1) 1/0-750 or (2) 1/0-300	
	TMPFT4R				
	TMP3FB4R				
	TMP3FT4R				
400	TMPFB4RCLL		Accepts compression lugs, 1 landing/phase		
	TMP3FB4RCLL				
600	TMPFB6R		Al/Cu: (2) 2-600	Al/Cu: (2) 2-600	
	TMPFT6R				
	TMP3FB6R				
	TMP3FT6R				
600	TMPFB6RCLL		Accepts compression lugs, 2 landings/phase		
	TMP3FB6RCLL				
800	TMPFB8R	TMPL40	Al/Cu: (4) 3/0-750	Al/Cu: (4) 3/0-750	1 lug/kit, 4 holes/lug
	TMPFT8R				
	TMP3FB8R				
	TMP3FT8R				
800	TMPFB8RCLL		Accepts compression lugs, 2 landings/phase		
	TMP3FB8RCLL				
1200	TMPFB12R		Al/Cu: (4) 2-500	Al/Cu: (4) 2-500	
	TMPFB12RT		Al/Cu: (4) 2-600, 2 lugs/phase	Al/Cu: (4) 2-600	
	TMPFT12R		Al/Cu: (4) 2-600	Al/Cu: (4) 2-500	
	TMP3FB12R		Al/Cu: (8) 2-600 (4 lugs, 2 holes/lug)	–	
	TMP3FB12RT		Al/Cu: (4) 2-600, 2 lugs/phase	Al/Cu: (4) 2-600	
	TMP3FT12R				
	TMPFB12RCLL		Accepts compression lugs, 3 landings/phase		
	TMP3FB12RCLL				
1600	TMP3FB16R		Al/Cu: (8) 2-600	Al/Cu: (8) 2-600	
	TMP3FB16RST		Al/Cu: (8) 2-600	Al/Cu: (8) 2-600	
	TMP3FT16R		Al/Cu: (5) 4-600	Al/Cu: (5) 4-600	
2000	TMP3FB20R		Al/Cu: (8) 2-600	Al/Cu: (8) 2-600	
	TMP3FB20RST		Al/Cu: (8) 2-600	Al/Cu: (8) 2-600	
	TMP3FT20R		Al/Cu: (6) 4-600	Al/Cu: (6) 4-600	

Optional Lug Kit

Amp Rating	Main Breaker	Product Number	Phase Wire Size	Lugs per Kit	Neutral Product Number
400	TMPFT4R	TMPL40	Al/Cu: (4) 3/0-750; 4 cables/lug	TMP3F8CLL1	Compression
	TMP3FT4R				
	TMPFB4R				
	TMP3FB4R				
600	TMPFB6R	TMPL40	Al/Cu: (4) 3/0-750; 4 cables/lug	TMP3F8CLL1	Compression
	TMPFT6R				
	TMP3FB6R				
	TMP3FT6R				
800	TMPFB8R			TMP3F8CLL1	Compression
	TMPFT8R				
	TMP3FB8R				
	TMP3FT8R				

Modular Metering
Meter Mod III
Main Lug Modules
Single-Phase and Three-Phase

Main Lug Module, Single-Phase, 3 Wire 120/240 Vac - Lugs Included

Product Number	Main Ampere Rating	IC Rating[1] (Max) kAIC	Wire Entry	Mounting	Main Wire Size AWG/kcmil Cu/Al - Phase	Main Wire Size AWG/kcmil Cu/Al - Neutral	Stud Sets per Phase and Neutral	Compression Lug Landing Kit
Use 3-Phase	400		Bottom/ Top	End or Center				
Use 3-Phase	600							
TMPL8R	800	100			(2) 1/0-750 or (4) 1/0-300	(2) 1/0-750 or (4) 1/0-300	2	Order Separately
TMPL12R	1200				(3) 1/0-750 or (6) 1/0-300	(3) 1/0-750 or (6) 1/0-300	3	
TMPL16R	1600				(6) 250-500	(6) 250-500	3	
TMPL20R	2000	100	Bottom/ Top	End or Center	(8) 1/0-750	(8) 1/0-750	3	
TMPL20RCRIS	2000	100	Bottom/ Top	End or Center	(8) 1/0-750	(8) 1/0-750	3	

[1]Limited to the lowest marked short circuit rating of the main and meter modules used.

Main Lug Module, Three-Phase, 4 Wire 208Y/120 Vac - Lugs Included

Product Number	Main Ampere Rating	IC Rating[1] (Max) kAIC	Wire Entry	Mounting	Main Wire Size AWG/kcmil Cu/Al - Phase	Main Wire Size AWG/kcmil Cu/Al - Neutral	Stud Sets per Phase and Neutral	Compression Lug Landing Kit
TMP3L4R	400	100	Bottom/ Top	End or Center	(1) 6-600 or (2) 1/0-250	(1) 6-600 or (2) 1/0-250	1	Order Separately
TMP3L4RCU[2]								
TMP3L6R	600				(2) 250-500	(2) 250-500	1	
TMP3L6RCU[2]								
TMP3L8R	800				(2) 1/0-750 or (4) 1/0-300	(2) 1/0-750 or (4) 1/0-300	2	
TMP3L8RCU[2]								
TMP3L12R	1200				(3) 1/0-750 or (6) 1/0-300	(3) 1/0-750 or (6) 1/0-300	2	
TMP3L16R	1600				(6) 250-500	(6) 250-500	2	
TMP3L20R	2000				(8) 1/0 - 750	(8) 1/0 - 750	2	

[1]Limited to the lowest marked short circuit rating of the main and meter modules used.
[2]Copper bussed – CONED Approved.

Main Lug with Feed Through, Three Phase, Four Wire / Single Phase, Three Wire 120/240 Vac, 208Y/120 Vac

Product Number	Main Ampere Rating	IC Rating[1] (Max) kAIC	Incoming Line	Outgoing Load	Stud Sets per Phase and Neutral	Compression Lug Landing Kit
TMP3L12RCRIS	1200	100	(5) Up to 750 MCM per Phase/Neutral (AL/CU)	(5) Up to 750 MCM per Phase/Neutral (AL/CU)	2	–
TMP3L16RCRIS	1600				2	–
TMP3L20RCRIS	2000		(8) 1/0 - 750 MCM per Phase/Neutral (AL/CU)	(8) 1/0 - 750 MCM per Phase/Neutral (AL/CU)	2	–

Modular Metering
Meter Mod III
Main Lug Modules
Single-Phase and Three-Phase

Factory Installed Lug Kits

Amp Rating	Main Lug (Terminal Box)	Lug Kit Product Number	Phase Wire Size	Neutral Wire Size	Lugs per Kit	Total Lugs per Device
400	TMP3L4R	TMMLK1 (w/instr.)	AL/CU: (1) 2/0-600 or (2) #6-250	AL/CU: (1) 2/0-600 or (2) #6-250	1 lug/kit, 1 lug/phase, 2 hole lug	
600	TMP3L6R	TMPAL30	AL/CU: (2) 250-500/lug	AL/CU: (2) 250-500/lug	1 lug/kit, 1 lug/phase	
800	TMPL8R	TMPL750	AL/CU: (2) 1/0-750 or (4) 1/0-300	AL/CU: (2) 1/0-750 or (4) 1/0-300	2 lugs/phase, 3 lugs/kit	
	TMP3L8R					
1200	TMPL12R	TMPL750	AL/CU: (3) 1/0-750 or (6) 1/0-300	AL/CU: (3) 1/0-750 or (6) 1/0-300	3 lugs/phase, 3 lugs/kit	
	TMP3L12R, TMP3L12RCRIS					
1600	TMPL16R	TMPAL30	AL/CU: (6) 250-500	AL/CU: (6) 250-500	1 lug/kit, 3 lugs/phase	9 lugs total
	TMP3L16R, TMP3L16RCRIS					12 lugs total
2000	TMP3L20R, TMP3L20RCRIS		AL/CU: (8) 1/0-750	AL/CU: (8) 1/0-750	1 lug/kit, 3 lugs/phase	12 lugs total
	TMPL20R, TMPL20RCRIS					

Optional Lug Kit

Amp Rating	Main Lug (Terminal Box)	Phase Lug Kit Product Number	Phase Wire Size	Lugs per Kit	Compression Lug Kit Product Number	Compression Wire Size	Lugs per Kit
400	TMP3L4R	TMPAL30	Al/Cu: (2) 250-500/lug	1 lug/kit, 1 lug/phase	TMP36LCLL	Compression	2 studs per phase, double stack for up to 2 conductors per phase
600	TMP3L6R						
800	TMPL8R	TMPAL30	Al/Cu: (2) 250-500	1 lug/kit, 1 lug/phase	TMP3L12CLL1	Compression	4 studs per phase, double stack for up to 4 conductors per phase
	TMP3L8R						
1200	TMPL12R						
	TMP3L12R						
1600	TMPL16R	TMP3L16BLK	Al/Cu: (4) 1/0-750 or (8) 1/0-300	1 kit/device, 4 connector assy's w/4 lugs each (16 total lugs), 1 assy/phase	TMP3L16CLL1	Compression	
	TMP3L16R						

Modular Metering
Meter Mod III
Main Pull Box Modules
Single-Phase and Three-Phase

Product Features

— Lugs included.
— Cross bus not included.

TMPU4R

TMP3U4R

Main Pull Box Module, Single-Phase, 3 Wire 120/240 Vac

Product Number	Main Ampere Rating	IC Rating[1] (Max) kAIC	Wire Entry	Mounting	Main Wire Size AWG/kcmil Cu/Al - Phase	Main Wire Size AWG/kcmil Cu/Al - Neutral	Stud Sets per Phase and Neutral	Compression Lug Landing Kit
TMPU4R	400	100	Bottom/ Top	End	(1) 1/0-750 or (2) 1/0-300 (Load)	(1) 1/0-750 or (2) 1/0-300 (Load)	1	Included
TMPU8R	800				(2) 1/0-750 or (4) 1/0-300 (Load)	(2) 1/0-750 or (4) 1/0-300 (Load)	2	
TMPU12R	1200				(4) 2-600 Load	(4) 2-600 Load	3	

[1]Limited to the lowest marked short circuit rating of the main and meter modules used.

Main Pull Box Module, Three-Phase, 4 Wire 208Y/120 Vac

Product Number	Main Ampere Rating	IC Rating[1] (Max) kAIC	Wire Entry	Mounting	Main Wire Size AWG/kcmil Cu/Al - Phase	Main Wire Size AWG/kcmil Cu/Al - Neutral	Stud Sets per Phase and Neutral	Compression Lug Landing Kit
TMP3U4R	400	100	Bottom/ Top	End	(1) 1/0-750 or (2) 1/0-300 (Load)	(1) 1/0-750 or (2) 1/0-300 (Load)	1	Included
TMP3U8R	800				(2) 1/0-750 or (4) 1/0-300 (Load)	(2) 1/0-750 or (4) 1/0-300 (Load)	2	
TMP3U12R	1200				(4) 2-600 Load	(4) 2-600 Load	3	

[1]Limited to the lowest marked short circuit rating of the main and meter modules used.

Raintight Cap
Shipped for each meter stack module and main device.

Vertical Bus Bar
One-piece vertical bus bar from phase balancing joints to meter socket helping to reduce chances of hot spots.

Meter Socket
Meter socket base installed without any fasteners which reduces hot spots, makes it easily replaceable and improves connections to vertical bussing.

Moveable Phase Balancing Connectors
Four-wire horizontal bussing allows you to use any residential module for 1PH or 3PH incoming service. Shipped with A & B phase connection from factory, field phase balancing can be easily accomplished for the AC and BC phases by moving Barrel-shaped and Z-shaped phase connectors on two-thirds of the other meter stacks.

Knockouts
Included in the bottom endwall.



Solid Meter Barrier
Meter socket and main tenant breaker/ wireway sections are separated by solid meter barrier to protect against power theft and help improve safety.

Tenant Breakers
Reliable connection directly to the bus bars. 125A modules allow plug-in breakers (15-125A). 200A modules allow bolt-on breakers 60-200A

Superior Finish
Rust inhibiting phosphate primer and gray baked enable are standard on the modules. All outdoor enclosures have galvanized steel construction to improve rigidity.

Neutral Assembly
A convenient termination for neutral conductors that is in the wireway of each meter stack module.

Enclosed Horizontal Bus
Non-removable barrier encloses the 800A or 1200A horizontal bus passing through tenant breaker section. This provides added security and protection.

Bus Connection
Mains and Meter Modules slip together quickly and smoothly with front-accessible captive bolts securing the two sections without removing interiors or bus access plates. Main bus joint bolts torque to 25 ft. lbs.

Equipment Ground Bar
Factory installed in the side gutter which is a standard feature that is moveable to top or bottom of the gutter.

Modular Metering
Meter Mod III

Meter Stack Modules—Residential Single-Phase

Product Features

— 800 amp, 4 Wire Crossbus (Aluminum)
— UL Listed
— Front Accessible Field Phase Balancing by Meter Stack
— (1) 14-4 Equipment Ground per Socket, Factory Installed

Single Phase 800A Horizontal Bussing 125 & 200A Sockets

Socket Amps	No. of Sockets	Product Number		
		Ring Type Socket	Ringless Type Socket (4 Jaw Socket Standard)	Ringless Type Socket (4 Jaw Socket Standard) Horned Bypass Factory Installed
125	2	TMP8212R[2]	TMPR8212R	TMPR8212RHB
	3	TMP8312R[2]	TMPR8312R	TMPR8312RHB
	4	TMP8412R[2]	TMPR8412R	TMPR8412RHB
	5	TMP8512R[2]	TMPR8512R	TMPR8512RHB
	6	TMP8612R[2]	TMP8R612R	TMP8R612RHB
200	2	TMP8220R[2]	TMPR8220R	TMPR8220RHB
	3	TMP8320R[2]	TMPR8320R	TMPR8320RHB
	4	TMP8420R[2]	TMPR8420R	TMPR8420RHB
	5	TMP8520R[2]	TMPR8520R	TMPR8520RHB
	5	TMP8520RBUS[1,2]	TMPR8520RBUS[1]	

[1]BUS suffix indicates change to centerline of horizontal bussing from 28.88" to 41.01" from bottom of unit
[2]One snap-type, aluminum sealing ring (TSR5) per socket included

Single Phase 800A Horizontal Bussing 125 & 200A Sockets - CON ED Approved

Socket Amps	No. of Sockets	Factory Phase Balancing	Product Number	
			Ring Type Socket Factory Phase Balanced with Copper Bus	
			NEMA 1 Indoor Enclosure	NEMA 3R Outdoor Enclosure
125	2	AB	TMP8212AB	TMP8212RAB
		AC	TMP8212AC	TMP8212RAC
		BC	TMP8212BC	TMP8212RBC
	3	AB	TMP8312AB	TMP8312RAB
		AC	TMP8312AC	TMP8312RAC
		BC	TMP8312BC	TMP8312RBC
	4	AB	TMP8412AB	TMP8412RAB
		AC	TMP8412AC	TMP8412RAC
		BC	TMP8412BC	TMP8412RBC
	5	AB	TMP8512AB	TMP8512RAB
		AC	TMP8512AC	TMP8512RAC
		BC	TMP8512BC	TMP8512RBC

Modular Metering
Meter Mod III

Meter Stack Modules—Residential
Single-Phase

Product Features

— 1200A, 4 Wire Crossbus (Aluminum)
— UL Listed
— Front Accessible Field Phase Balancing by Meter Stack
— (1) 14-4 Equipment Ground per Socket, Factory Installed

Single Phase 1200A Horizontal Bussing 125 & 200A Sockets

Socket Amps	No. of Sockets	Product Number		
		Ring Type Socket	Ringless Type Socket (4 Jaw Socket Standard)	Ringless Type Socket (4 Jaw Socket Standard) Horned Bypass Factory Installed
125	2	TMP12212R[1]	TMPR12212R	TMPR12212RHB
	3	TMP12312R[1]	TMPR12312R	TMPR12312RHB
	4	TMP12412R[1]	TMPR12412R	TMPR12412RHB
	5	TMP12512R[1]	TMPR12512R	TMPR12512RHB
	6	TMP12612R[1]	TMPR12612R	TMPR12612RHB
200	2	TMP12220R[1]	TMPR12220R	TMPR12220RHB
	3	TMP12320R[1]	TMPR12320R	TMPR12320RHB
	4	TMP12420R[1]	TMPR12420R	TMPR12420RHB
	5	TMP12520R[1]	TMPR12520R	TMPR12520RHB
	5	TMP12520RBUS[1,2]	TMPR12520RBUS[2]	TMPR12520RHBBUS[2]

[1]One snap-type, aluminum sealing ring (TSR5) per socket included
[2]BUS suffix indicates change to centerline of horizontal bussing from 28.88" to 41.01" from bottom of unit

Product Features

— 800A and 1200A, 4 Wire Crossbus (Aluminum)
— UL Listed
— Front Accessible Field Phase Balancing by Meter Stack
— (1) 14-4 Equipment Ground per Socket, Factory Installed
— Meter Equipment Group Approved

These MEG approved units have an added cotter pin that eliminates failure of the metering stabs when the meter is plugged into the meter base.

Single Phase 800A Horizontal Bussing 125 & 200A Sockets—MEG Approved

Socket Amps	No. of Sockets	Product Number		
		Ring Type Socket	Ringless Type Socket (4 Jaw Socket Standard)	Ringless Type Socket (4 Jaw Socket Standard) Horned Bypass Factory Installed
125	2	TMP8212RF[1]	TMPR8212RF	TMPR8212RHBF
	3	TMP8312RF[1]	TMPR8312RF	TMPR8312RHBF
	4	TMP8412RF[1]	TMPR8412RF	TMPR8412RHBF
	5	TMP8512RF[1]	TMPR8512RF	TMPR8512RF + TMPBPH20A
	6	TMP8612RF[1]	TMPR8612RF	TMPR8612RF
200	2	Use TMP8320RF with bottom blank (TMCB12B)	TMPR8220RF	TMPR8220RF + TMPBPH20A
	3	TMP8320RF[1]	TMPR8320RF	TMPR8320RF + TMPBPH20A
	4	TMP8420RF[1]	TMPR8420RF	TMPR8420RHBF
	5	If allowed, use Ringless TMPR8520RF	TMPR8520RF	TMPR8520RF + TMPBPH20A

[1]One snap-type, aluminum sealing ring (TSR5) per socket included

Single Phase 1200A Horizontal Bussing 125 & 200A Sockets—MEG Approved

Socket Amps	No. of Sockets	Product Number		
		Ring Type Socket	Ringless Type Socket (4 Jaw Socket Standard)	Ringless Type Socket (4 Jaw Socket Standard) Horned Bypass Factory Installed
125	4	Use TMP12420RF	TMPR12412RF	TMPR12412RHBF
	5	If allowed, use Ringless TMPR12512RF	TMPR12512RF	TMPR12512RHBF
	6	If allowed, use Ringless TMPR12612RF	TMPR12612RF	Use TMPR12612RF + TMPBPH20A
200	4	TMP12420RF[1]	TMPR12420RF	TMPR12420RHBF
	5	If allowed, use Ringless TMPR12520RF	TMPR12520RF	Use TMPR12520RF + TMPBPH20A

[1]One snap-type, aluminum sealing ring (TSR5) per socket included

Modular Metering
Meter Mod III

Tenant Main Breakers for 1PH Residential Meter Modules (800A & 1200A Horizontal Bussing)

Tenant Main Breakers for 125A, 2 Pole Sockets

Amps	10kAIC	22kAIC	Wire Size
60	THQL2160	THHQL2160	(1) #8-#3 CU; #8-#3AL
70	THQL2170	THHQL2170	(1) #6-1/0 CU; #4-#1/0 AL
80	THQL2180	THHQL2180	
90	THQL2190	THHQL2190	
100	THQL21100	THHQL21100	(1) #2-2/0 CU; #2-2/0 AL
110	THQL21110	THHQL21110	—
125	THQL21125	THHQL21125	(1) #2-2/0 CU; #2-2/0 AL
125	TMQL21125SF[1]	—	—

[1]Sub-Feed lug. No overcurrent protection.

THQL, THHQL

Tenant Main Breakers for 125A, 2 Pole Sockets

Amps	QL 42 kAIC	Wire Size	QA 65 kAIC	Wire Size
60	TMQL2160	#8-#1 (Cu) or #8-1/0 (Al)	TMQA2160	#8-2/0
70	TMQL2170		TMQA2170	
80	TMQL2180		TMQA2180	
90	TMQL2190		TMQA2190	
100	TMQL21100		TMQA2100	
110	–		TMQA2110	
125	TMQL21125	2/0 - #14	TMQA2125	

TMQL

Tenant Main Breakers for 200A, 2 Pole Sockets

Amps	10kAIC	22kAIC	Wire Size
100	TQD22100	THQD22100	(1) #1-300 CU; #1-300 AL
125	TQD22125	THQD22125	
150	TQD22150	THQD22150	
175	TQD22175	THQD22175	
200	TQD22200	THQD22200	

TQD, THQD

Tenant Main Breakers for 200A, 2 Pole Sockets

Amps	QC 42 kAIC	QF 65 kAIC	QV 100 kAIC	Wire Size
60	TMQC22060MM	TMQF22060MM	TMQV22060MM	#6-4/0[2]
70	TMQC22070MM	TMQF22070MM	TMQV22070MM	
80	TMQC22080MM	TMQF22080MM	TMQV22080MM	
90	TMQC22090MM	TMQF22090MM	TMQV22090MM	
100	TMQC22100MM	TMQF22100MM	TMQV22100MM	
110	TMQC22110MM	TMQF22110MM	TMQV22110MM	
125	TMQC22125MM	TMQF22125MM	TMQV22125MM	
150	TMQC22150MM	TMQF22150MM	TMQV22150MM	
175	TMQC22175MM	TMQF22175MM	TMQV22175MM	
200	TMQC22200MM	TMQF22200MM	TMQV22200MM	

[2]For 60A-200A 2P breakers use TMQV225L2 to get 300MCM terminals.

Accessories - Field Installed

Description		Product Number
By-pass Kits Manual Slider-Type (Ring Type Only) -125 amp top socket for 2, 3, 5 and 6 gang		TMBPM12TA[2]
-125 amp for all other sockets		TMBPM12A[2]
-200 amp for all sockets		TMBPM20A[2]
Jumper Straps Type (use with TMCA)		TMBPJ20[1,3]
Cover Including Jumper Strap Type-fits all (Ring Type Only)		TMBPC20[1]
Horn-Type-fits all (Ringless Only)		TMBPH20A[3]
Horn Bypass Kit with Metal Meter Guides		TMBPHG
Totalizing Jumper Type Bypass Kit		TMBPT320
Fifth Jaw Kits -Bused; 3, 6, or 9 o'clock mounting: Order two for fifth and sixth jaw. Not suitable for 2-gang ring type		TM5JA
-Isolated; 3 or 9 o'clock mounting		TM5JUA
Sealing Rings -Screw-Type, Aluminum		TSR1
-Snap Type, Stainless Steel		TSR3
-Screw and Lock-Type, Aluminum		TSR4
-Snap-Type, Aluminum (Standard)		TSR5
Steel Meter Socket Covers Blank (fits bottom position only) -125 Amp		TMCB12B
-200 Amp		TMCB20B
Ringless (Field -converts ring-type to ringless) -125 amp top socket for 2 and 3 gang		TMCR12T
-125 amp for all other sockets		TMCR12
-200 amp for all sockets		TMCR20
Lexan Meter socket Cover Plate (without tabs)		TMCA
Lexan Meter Socket Cover Plate		TMCP
Equipment Ground Bar, (6) 6-2/0		TMEG
Individual Meter Socket Barrier Kit (includes 6)		TMBR
Mounting Z-Rail, 4-foot		TMZR
Spacer	4-inch, 4 cross bus rated 1200A	TMPS12
Elbow	16 inch x 16 inch, 4 cross bus rated 1200A 3PH N1	TMPE12
Elbow	12 inch x 12 inch, 4 cross bus rated 1200A 3PH N1	TMPE12A
Elbow	12 inch x 12 inch, 4 cross bus rated 1200A 3PH N3R	TMPE12AR[4]
320A Socket Anti-Inversion Clip	This clip should be inserted into the upper right hand jaw of the 320A meter socket to prevent a 200A meter from being inserted into a 320A meter socket.	TMIC
Endwall		TM234BEW200
Endwall		TM56BEW200
TQD Mounting Kit	TQD Breaker Mounting Kit - This is a replacement part. Units come with this part factory installed.	TMTQD3
Mod Meter-2-hole Lug Kit -1 400-2000A for Dominion Virginia Power		717RD06G01
Mounting Kit -Meter Mod III-Residential Units		99-4172-2
Bounding Strap Kit - Except CECHA 3/4 Socket		MTRPKBNDSTRP
NEMA 1 Painted Top Endwall with Knockouts 125A Meter Stacks		TM12N1WLK
NEMA 1 Painted Top Endwall with Knockouts 200A Meter Stacks		TM20N1WLK
Neutral Kit, 1600A and 2000A Main Breaker		TMBP2000N
Compression Lug Landing Kit-600A		TMM6CLL
Meter Mod Compression Lugs for 1200A-2000A BPS		TMPCL2000
Phase Balance Kit - Replaces 99-4177-3		35MMPHBALKIT
Ground Lug Kit - (1) 1/0-750 or (2) 1/0-300		80-6217-2

[1]Not UL Listed.
[2]200 amps continuous.
[3]100 amps continuous.
[4]Not UL Listed

TMBPJ20



TMBPM12TA

TSR1

TSR3



TMCB12B

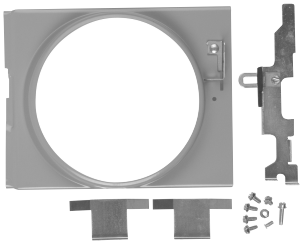

TMCR12



TMCR12T

TMCP



TMBR

TMZR

Meter Socket
The 5-Jaw and 7-jaw meter sockets include a built-in lever bypass and jaw release. The ground wire is factory connected.

Indoor/Outdoor Construction
Raintight caps, meter covers and lockable raintight tenant breaker covers make it convenient for you to use any of our meter modules for N1 or N3R applications.

Tenant Breaker Range
All modules accept 15-225A bolt-on breakers up to 100K interrupting rating. The breakers are UL listed for series rating with the breakers in GE load centers and panels.

Barrier
A solid metal barrier separates the meter socket section from tenant breaker in wireway section. The unmetered vertical bus is enclosed to guard against power theft.

Neutral Assembly
Located in the wireway of each module, the assembly permits convenient termination of the neutral conductors.

Mains and Modules
Connect together quickly and smoothly with front-accessible bolts securing them without removing socket interiors or bus access plates. Main bus joint bolts torque to 25 ft. lbs.

Enclosed Horizontal Bus
Non-removable metal barrier encloses 1200A horizontal bus when passing through tenant breaker section which adds security.

Ground Bars
The factory-installed equipment ground bars are provided in both top and bottom gutters.

End Walls
Top cap is removable and does not contain knockouts so contractors can position and punch holes where needed. Numerous KO's in the back and bottom are included for flexibility.

Modular Metering
Meter Mod III

Meter Stack Modules—Commercial
Single-Phase
Plus Accessories

Product Features

— Single-Phase/3 Wire 120/240 Vac or Three-Phase, 4 Wire, Horizontal Bus, 208Y/120 Vac System Voltage
— 1200 amp, 4 Wire cross bus (aluminum)
— UL Listed
— Front Accessible Field Phase Balancing by Meter Socket
— (1) 14-2 Equipment Ground Kit per Socket, Factory Installed
— Only 225A and 400A Ringless Type Meter Stacks contain Lever Bypass
— 125A and 200A Meter Sockets do not contain Lever Bypass

Single-Phase—225A/400A Ringless Sockets w/ Lever Bypasss

Socket Amps	No. of Sockets	Product Number	Factory Installed Fifth Jaw (TM5JA Bused)
225	1	TMPR12122R	Included
	2	TMPR12222R	
	3	TMPR12322R	
	4	TMPR12422R	
400	1	TMPR12140RB[1,3]	
	2	TMPR12240RB[2,3]	
	1	TMPK12140RB	
	1	TMPK12140RBA	

[1]One 400A tenant main breaker included.
[2]Two 400A tenant breakers included.
[3]Main Breaker Modules Alternate Rating Plugs table for alternate 400A Rating Plugs

Single-Phase—200A Ring Sockets w/ Test Bypass Kits –EUSERC[4]

Socket Amps	No. of Sockets	Product Number	Factory Installed Fifth Jaw (TM5JA Bused)
200	1	TMP8120RTAB[5]	Included
		TMP8120RTAC[5]	
		TMP8120RTBC[5]	
	2	TMP112220RTAB[5]	
		TMP112220RTAC[5]	
		TMP112220RTBC[5]	
	3	TMP112320RTAB[5]	
		TMP112320RTAC[5]	
		TMP112320RTBC[5]	

[4]Meet EUSERC requirement
[5]Suffixes AB, BC, AC reflect the factory-set phase balancing.

Accessories - Field Installed

Type	Description	Product Number
TEB Breaker Mounting Kit		TMTEB
Barrel Lock Bracket and Guard Kit		TMBL[6]
Bypass Kit	Totalizing Jumper Type	TMBPT320[6,7]
Blank Meter Socket Cover	Fits all positions	TMCB322A
Individual Meter Socket Barrier Kit (Includes 6)		TMBR3
Insulator for Lever By-pass Handle		TMHN
Mounting Z Rail		TMZR
Spacer	4 inch, 4 cross bus rated, 1200A	TMPS12
Elbow	16 inch x 16 inch, 4 cross bus rated 1200A 3PH N1	TMPE12
Elbow	12 inch x 12 inch, 4 cross bus rated 1200A 3PH N1	TMPE12A
Elbow	12 inch x 12 inch, 4 cross bus rated 1200A 3PH N3R	TMPE12AR[8]

[6]Not UL Listed.
[7]180 amps continuous.
[8]Not UL Listed.

Tenant Main Circuit Breakers for 225A, 2 Pole Sockets

Amps	10kAIC	Wire Size
15	TEB122015	(1) #14-3 CU; #12-1 AL
20	TEB122020	
25	TEB122025	
30	TEB122030	
35	TEB122035	
40	TEB122040	
45	TEB122045	
50	TEB122050	
60	TEB122060	
70	TEB122070	(1) #6/20 CU; #4-2/0 AL
80	TEB122080	
90	TEB122090	
100	TQD22100	(1) #1-300 CU; #1-300 AL
125	TQD22125	
150	TQD22150	
175	TQD22175	
200	TQD22200	
225	Use TMQV	

Tenant Main Circuit Breakers for 225A, 2 Pole Sockets

Amps	22kAIC	Wire Size
100	THQD22100	(1) #1-300 CU; #1-300 AL
125	THQD22125	
150	THQD22150	
175	THQD22175	
200	THQD22200	
225	Use TMQV	

Tenant Main Circuit Breakers for 200A/225A, 2 Pole Sockets

Amps	QC 42 kAIC	QF 65 kAIC	QV 100 kAIC	Wire Size
60	TMQC22060MM	TMQF22060MM	TMQV22060MM	#6-4/0[1]
70	TMQC22070MM	TMQF22070MM	TMQV22070MM	
80	TMQC22080MM	TMQF22080MM	TMQV22080MM	
90	TMQC22090MM	TMQF22090MM	TMQV22090MM	
100	TMQC22100MM	TMQF22100MM	TMQV22100MM	
110	TMQC22110MM	TMQF22110MM	TMQV22110MM	
125	TMQC22125MM	TMQF22125MM	TMQV22125MM	
150	TMQC22150MM	TMQF22150MM	TMQV22150MM	
175	TMQC22175MM	TMQF22175MM	TMQV22175MM	
200	TMQC22200MM	TMQF22200MM	TMQV22200MM	
225	TMQC22225MM	TMQF22225MM	TMQV22225MM	

[1]For 60A-225A 2P breakers use TMQV225L2 to get 300MCM terminals.

Modular Metering
Meter Mod III

Meter Stack Modules—Commercial
Three-Phase
Plus Accessories

Product Features

— Three-Phase / 4 Wire, 240-120 Vac, Three-Phase / 4 Wire 208Y/120Vac
— 1200 amp, 4 Wire cross bus (aluminum)
— UL Listed
— Front Accessible Field Phase Balancing by Meter Socket
— (1) 14-2 Equipment Ground Kit per Socket, Factory Installed
— Swingaway Mounting Feet Factory Installed
— Only 225A and 400A Ringless Type Meter Sockets contain Lever Bypass
— 125A and 200A Meter Sockets do not contain Lever Bypass

225A/400A Ringless Type Sockets with Lever Bypass

Socket Amps	No. of Sockets	Product Number	Factory Installed Seventh Jaw (7 Terminal)
225	1	TMPR312122R[1]	Included
	2	TMPR312222R[1]	
	3	TMPR312322R[1]	
	4	TMPR312422R[1]	
400	1	TMPR312140TR[1,3]	
	1	TMPR312140RB[1,2]	
	2	TMPR312240RB[1,4]	
	1	TMPK312140RB	
	1	TMPK312140RBA	

[1]Shipped from the factory as 7-jaw units (7 terminal.)
[2]400 Amp tenant breaker included, 65 kAIC
[3]Requires two tenant main breakers, 400 amp maximum sum of branch ratings. Cannot be used to serve a single 400A load.
[4]Two 400 Amp tenant breakers included.

Product Features

— Three-Phase / 4 Wire, 240-120 Vac, Three-Phase / 4 Wire 208Y/120Vac
— 800 amp, 4 Wire Cross bus (copper)
— UL Listed
— Front Accessible Field Phase Balancing by Meter Stack

200A Ring Sockets w/ Test Bypass Kits –EUSERC

Socket Amps	No. of Sockets	Product Number	Factory Installed Seventh Jaw (7 Terminal)
200	1	TMP38120RT[5]	Included
	2	TMP312220RT[5]	
	3	TMP312320RT[5]	

[5]Meets EUSERC requirements. "T" suffix indicates EUSERC test bypass kit included.

Accessories - Field Installed

Type	Description	Product Number
TEB Breaker Mounting Kit		TMTEB
Barrel Lock Bracket and Guard Kit		TMBL[6]
Bypass Kit	Totalizing Jumper Type	TMBPT320[6,7]
Replacement Phase Balancing Jumper Kit		TMPJ31[6]
Blank Meter Socket Cover	Fits all positions	TMCB322A
Individual Meter Socket Barrier Kit (Includes 6)		TMBR3
Insulator for Lever By-pass Handle		TMHN
Mounting Z Rail	4-foot	TMZR
Spacer	4 inch, 4 cross bus rated, 1200A	TMPS12
Elbow	16 inch x 16 inch, 4 cross bus rated 1200A 3PH N1	TMPE12
Elbow	12 inch x 12 inch, 4 cross bus rated 1200A 3PH N1	TMPE12A
Elbow	12 inch x 12 inch, 4 cross bus rated 1200A 3PH N3R	TMPE12AR[6]

[6]Not UL Listed.
[7]180 amps continuous.

Tenant Main Circuit Breakers for 200A/225A, 3 Pole Sockets

Amps	10kAIC	Wire Size
15	TEB132015	(1) #14-3 CU; #12-1 AL
20	TEB132020	
25	TEB132025	
30	TEB132030	
35	TEB132035	
40	TEB132040	
45	TEB132045	
50	TEB132050	
60	TEB132060	
70	TEB132070	(1) #6/20 CU; #4-2/0 AL
80	TEB132080	
90	TEB132090	
100	TEB132100	(1) #3-3/0 CU; #1-3/0 AL
125	TQD32125	(1) #1-300 CU; #1-300 AL
150	TQD32150	
175	TQD32175	
200	TQD32200	
225	Use TMQC	—

Tenant Main Circuit Breakers for 200A/225A, 3 Pole Sockets

Amps	22kAIC	Wire Size
100	THQD32100	(1) #1-300 CU; #1-300 AL
125	THQD32125	
150	THQD32150	
175	THQD32175	
200	THQD32200	
225	Use TMQC	—

Tenant Main Circuit Breakers for 200A/225A, 3 Pole Sockets

Amps	QC 42 kAIC	QF 65 kAIC	QV 100 kAIC	Wire Size
60	TMQC32060	TMQF32060	TMQV32060	#6-4/0[1]
70	TMQC32070	TMQF32070	TMQV32070	
80	TMQC32080	TMQF32080	TMQV32080	
90	TMQC32090	TMQF32090	TMQV32090	
100	TMQC32100	TMQF32100	TMQV32100	
110	TMQC32110	TMQF32110	TMQV32110	
125	TMQC32125	TMQF32125	TMQV32125	
150	TMQC32150	TMQF32150	TMQV32150	
175	TMQC32175	TMQF32175	TMQV32175	
200	TMQC32200	TMQF32200	TMQV32200	
225	TMQC32225	TMQF32225	TMQV32225	

[1]For 60A-225A 3P breakers use TMQV225L3 to get 300MCM terminals.

Modular Metering Phase Balancing

All three-phase meter stack modules come factory connected to phase A and B, per Figure A. When connected to a 208Y/120 Vac 3-phase, 4-wire system, field phase balancing of two out of every three stacks is required. One of every three stacks should be phased AC, per Figure B, and one of every three stacks should be phased CB, per Figure C.

Examples:

- 9 Total Positions—use (3) 3-position stacks and phase one per Figure B (A-C phasing) and on per Figure C (C-B) phasing.
- 16 Total Positions—use (2) 5-position and (2) 3-position stacks. Phase balance (1) 5-position per figure B (A-C phasing) and (1) 5-position per Figure C (C-B phasing).
- 19 Total Positions—where 4 position maximum height is allowed by utility, use (1) 4-position and (5) 3-position stacks. Phase balance (2) 3-position stacks per Figure B (A-C phasing) and (2) e-position stacks per Figure C (C-B) phasing.

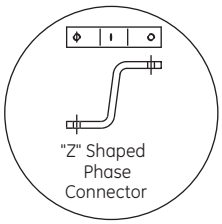

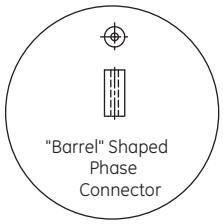

"Z" Shaped and "Barrel Shaped Phase Connectors

125A STACKS

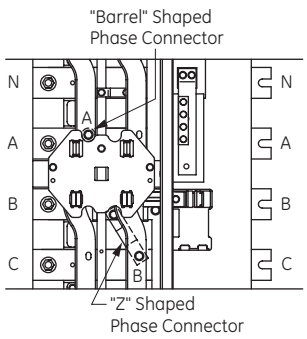

FACTORY 125A A-B PHASING

200A STACKS

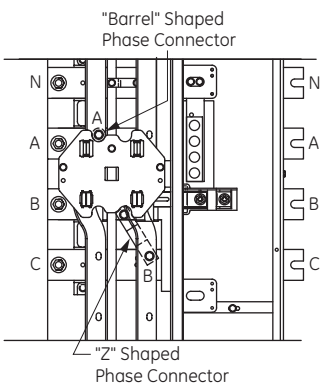

FACTORY 200A A-B PHASING

Figure A

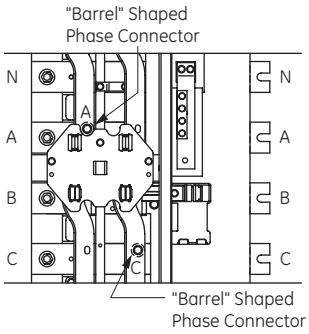

FIELD 125A A-C PHASING

Remove "Z" Phase Connector from "B" Phase Horizontal Bus
Replace with "Barrel" Phase Connector supplied with meter stack and attach to "C" Phase Bus as shown.
Torque to 60 lb-in (6.78 N-M)
Retain "Z" Phase Connector for future use.

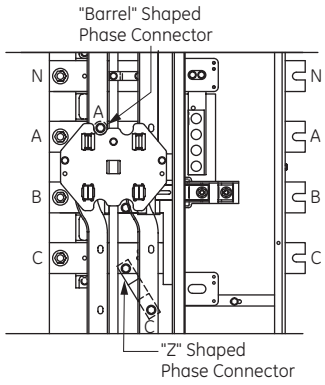

FACTORY 200A A-C PHASING

Remove "Z" Phase Connector from "B" Phase Horizontal Bus
Reattached at "C" Phase Horizontal Bus as Shown.
Torque to 60 lb-in (6.78 N-M)

Figure B

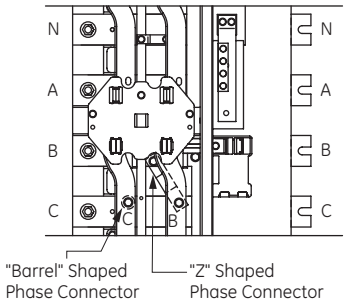

FIELD 125A C-B PHASING

Remove "Barrel" Phase Connector from "A" Phase Horizontal Bus
Reattached at "C" Phase Horizontal Bus as shown.
Torque to 60 lb-in (6.78 N-M)

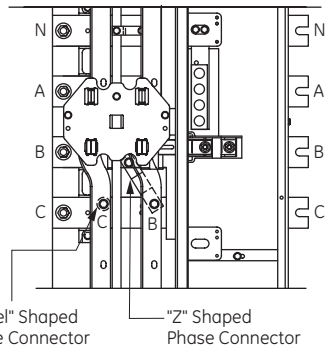

FACTORY 200A C-B PHASING

Remove "Barrel" Phase Connector from "A" Phase Horizontal Bus
Reattached at "C" Phase Horizontal Bus as shown.
Torque to 60 lb-in (6.78 N-M)

Figure C

GENERAL ELECTRIC

METER MODULE MAIN BREAKER

1600 AMPS MAX.
(SEE CIRCUIT BREAKER RATING)
208Y/120 VAC, 3PH-4W
240/120 VAC, 3PH-4W DELTA
120/240 VAC, 1PH-3W

TYPE 3R ENCLOSURE - RAINPROOF

SUITABLE FOR USE AS SERVICE EQUIPMENT

SUITABLE FOR CENTER-FEED APPLICATIONS ONLY *
* HORIZONTAL BUS IS RATED 1200 AMPS MAXIMUM. THE LOAD ON THE HORIZONTAL BUS MAY NOT EXCEED 1200 AMPS IN EITHER DIRECTION FROM THE POINT OF CONNECTION OF THE MAIN CIRCUIT BREAKER. OVERALL LOAD IS LIMITED TO THE RATING OF THE MAIN CIRCUIT BREAKER.

CAT. NO.'S WITH SUFFIX "T" SUITABLE ONLY FOR TOP FEED.
CAT. NO.'S WITH SUFFIX "B" SUITABLE ONLY FOR BOTTOM FEED.

INSTALLATION AND USE OF THIS EQUIPMENT SHOULD CONFORM TO ALL LOCAL AND NATIONAL CODES AND REGULATIONS.

FOR USE WITH GENERAL ELECTRIC METER SOCKET MODULES OR MAIN TERMINAL BOXES.

TORQUE HORIZONTAL BUS JOINTS TO 25 FT.-LB. (33.90 N-m)

SHORT CIRCUIT CURRENT RATING

THIS MAIN BREAKER IS SUITABLE FOR USE ON A CIRCUIT CAPABLE OF DELIVERING NOT MORE THAN 100,000 RMS SYMMETRICAL AMPERES AT 240 VOLTS MAXIMUM. THE SHORT CIRCUIT RATING IS LIMITED TO THE LOWEST MARKED SHORT CIRCUIT CURRENT RATING OF THE METER MODULE OR MAIN TERMINAL BOX USED WITH THIS DEVICE. REPLACEMENT BREAKERS SHALL BE OF THE SAME MANUFACTURER AND TYPE AND SHALL HAVE AN INTERRUPTING CAPACITY EQUAL TO OR GREATER THAN THAT OF THE CIRCUIT BREAKER PRESENTLY INSTALLED.

USE 75°C AL-CU CONDUCTORS - TORQUE AS SHOWN BELOW:

CIRCUIT BREAKER TERMINALS:	(#)500-1000 MCM	550 IN.-LB. (62.14 N-m)
NEUTRAL TERMINALS:	(#)500-1000 MCM	550 IN.-LB. (62.14 N-m)
GROUNDING TERMINAL:	#4-300 MCM	250 IN.-LB. (28.25 N-m)

IF RAINPROOF HUBS ARE REQUIRED, ORDER FROM THE TABLE BELOW:

SIZE:	CAT. NO.
2"	DS200MH
2-1/2"	DS250MH
3"	DS300MH
3-1/2"	DS350MH
4"	DS400MH
5"	DS500MH

PUB26413 E-11713 Rev

SUITABLE FOR CENTER-FEED APPLICATIONS ONLY†

†Horizontal bus is rated 1200 amps maximum. The load on the horizontal bus may not exceed 1200 amps in either direction from the point of connection of the main circuit breaker. Overall load is limited to the rating of the main circuit breaker.

For applications where the main module ampere rating is greater than that of the meter stack horizontal bus, the main module must be placed in the middle of the lineup (Figure A). The engineer of record must provide calculations on the plans to show that the horizontal bussing will not be overloaded on either side. This situation, called "Center-Feeding", can happen in either 800A or 1200A horizontal bus meter stack applications, depending on the main ampere rating. Refer to chart below for amperage and bus information. NOTE: Figure B shows the incorrect configurations.

Does the Application Require Electrician to Center-Feed the Main Module?

Amps of Main Breaker, Lug or Switch	800A Horizontal Bus	1200 Horizontal Bus
400A – 800A	No	No
1000A	Yes	No
1200A	Yes	No
1400A	Yes	Yes
1600A	Yes	Yes
2000A	Yes	Yes

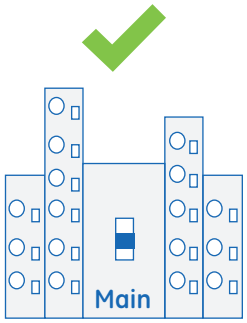

Correct
This configuration is centered and will balance the load between left and right-side horizontal bus leaving the main section

Figure A

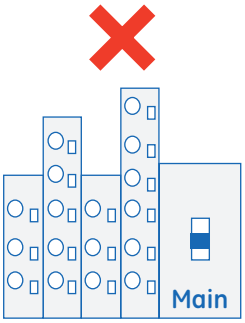

Incorrect
This configuration will overload the left-side horizontal bus that leaves the main section

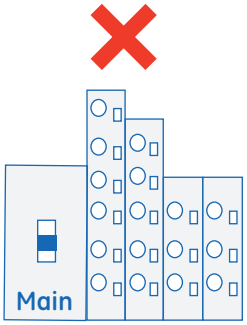

Incorrect
This configuration will overload the right-side horizontal bus that leaves the main section

Figure B

Modular Metering
Meter Mod III
Series Ratings[1]

Modular Metering System Short Circuit Rating -UL Listed

Available Short Circuit Current rms Symmetrical Amperes @ 240 Volts AC	Main Module[2]			Meter Module Tenant Main Breaker Type	Load Center Branch Breaker Type	Panelboard Branch Breaker Type
	Switch	Breaker	Lug			
10,000	All	All	All	THQL, TQD, TEB	THQP, THQL	THQL, THQB
22,000	All	All	All	THHQL, THQD	THQP, THQL	THQL, THQB
42,000	All	All	All	TMQL	THQP, THQL	THQL, THQB
65,000	All	400-600A: TMPSHB 800-1200A: TMPSB	All	—	THQP, THQL	THQL, THQB
100,000	All	400-600A: TMPSHB	All	TMQV	THQP, THQL	THQL, THQB

[1]Series ratings are subject to change. Please see DET-008 for the most up to date series ratings.
[2]Main Pull Box Module is UL Listed for use with and at the short circuit rating of main switch and breaker modules

Meter Mod III Main Breaker to Tenant Breaker Series Ratings - 125A Sockets

Series Ratings – 400A-2000A 1PH (2P) Main Breakers to 2-Pole THQL/THHQL (70-125A) - 125A Sockets[3]

Meter Mod III Main Breaker Section	Meter Mod III Breaker Frame	Main Phase	Series Rating of Main (AIC)	Voltage of Main	Voltage of Tenant	Approved for Modular Metering
TMPSB4R	SGH 400	1	65,000	208/120 Vac	120/240 Vac	Yes
TMPSHB4R	SGL 400		100,000			
TMPSB6R	SGH 600		65,000			
TMPSHB6R	SGL 600		100,000			
TMPSB8R	SKH 800		65,000			
TMPSB10R	SKH 1000		65,000			
TMPSB12R	SKH 1200		65,000			
TMPBB14R, TMPBB14RAR, TMPBB16R, TMPBB16RAR, TMPBB16RST, TMPBT16R, TMPBT16RAR, TMPBT16RST, TMPBT20R, TMPBB20R, TMPBB20RAR	RD	1	100,000	208/120 Vac	120/240 Vac	No

[3]Does not include 60A THQL/THHQL Tenant Breaker (Use 70A Instead)

Series Ratings – 400A-2000A 3PH (3P) Main Breakers to 2-Pole THQL/THHQL (70-125A) - 125A Sockets[3]

Meter Mod III Main Breaker Section	Meter Mod III Breaker Frame	Main Phase	Series Rating of Main (AIC)	Voltage of Main	Voltage of Tenant	Approved for Modular Metering
TMP3SB4R	SGH 400	3	65,000	208/120 Vac	120/240 Vac	Yes
TMP3SHB4R	SGL 400		100,000			
TMP3SB6R	SGH 600		65,000			
TMP3SHB6R	SGL 600		100,000			
TMP3SB8R	SKH 800		65,000			
TMP3SB10R	SKH 1000		65,000			
TMP3SB12R	SKH 1200		65,000			
TMP3FB14R, TMP3FB14RAR, TMP3FT14R, TMP3FT14RAR, TMP3FB16R, TMP3FB16RAR, TMP3FB16RST, TMP3FT16R, TMP3FT16RAR, TMP3FT20R, TMP3FT20RAR, TMP3FB20R, TMP3FB20RAR	RD	3	100,000	208/120 Vac	120/240 Vac	No

[3]Does not include 60A THQL/THHQL Tenant Breaker (Use 70A Instead)

Modular Metering
Meter Mod III
Series Ratings[1]

Meter Mod III Main Breaker to Tenant Breaker Series Ratings - 125A Sockets (continued)

Series Ratings – 400A-2000A 1PH (2P) Main Fusible Switches to 2-Pole THQL/THHQL (70-125A) - 125A Sockets

Meter Mod III Main Fusible Switch Section	Meter Mod III Fuse Type	Main Phase	Series Rating of Main (AIC)	Voltage of Main	Voltage of Tenant	Approved for Modular Metering
TMPFT4R	T Fuse	1	100,000	208/120 Vac	120/240 Vac	Yes[3]
TMPFB4R						
TMPFT6R						
TMPFB6R						
TMPFT8R	T Fuse	1	100,000	208/120 Vac	120/240 Vac	No
TMPFB8R[2]	T or L Fuse					
TMPFT12R[2]						
TMPFB12R[2]						
TMPFB12RT[2]	T Fuse					

[1]Series ratings are subject to change. Please see DET-008 for the most up to date series ratings.
[2]Field convertible to Class L fusing, no kit required
[3]Switches up to 600A rated for series rating at 42K and below; switches up to 400A rated for series rating from >42K - 100K.

Series Ratings – 400A-2000A 3PH (3P) Main Fusible Switches to 2-Pole THQL/THHQL (70-125A) - 125A Sockets

Meter Mod III Main Fusible Switch Section	Meter Mod III Fuse Type	Main Phase	Series Rating of Main (AIC)	Voltage of Main	Voltage of Tenant	Approved for Modular Metering
TMP3FT4R	T Fuse	3	100,000	208/120 Vac	120/240 Vac	Yes[3]
TMP3FB4R						
TMP3FT6R						
TMP3FB6R						
TMP3FT8R[2]	T Fuse	3	100,000	208/120 Vac	120/240 Vac	No
TMP3FB8R	T or L Fuse					
TMP3FT12R[2]						
TMP3FB12R						
TMP3FB12RT	T Fuse					
TMP3FT16R, TMP3FB16R, TMP3FB16RST, TMP3FT20R, TMP3FB20R, TMP3FB20RST	L Fuse	3	100,000	208/120 Vac	120/240 Vac	No

[1]Series ratings are subject to change. Please see DET-008 for the most up to date series ratings.
[2]Field convertible to Class L fusing, no kit required
[3]Switches up to 600A rated for series rating at 42K and below; switches up to 400A rated for series rating from >42K - 100K.

Meter Mod III Main Breaker to Tenant Breaker Series Ratings - 200A Sockets

Series Ratings – 400A-2000A 1PH (2P) Main Breakers to 2-Pole TQD (100-200A) - 200A Sockets

Meter Mod III Main Breaker Section	Meter Mod III Breaker Frame	Main Phase	Series Rating of Main (AIC)	Voltage of Main	Voltage of Tenant	Approved for Modular Metering
TMPSB4R	SGH 400	1	65,000	208/120 Vac	120/240 Vac	Yes
TMPSHB4R	SGL 400		100,000			No
TMPSB6R	SGH 600		65,000			Yes
TMPSHB6R	SGL 600		100,000			No
TMPSB8R	SKH 800		65,000			No
TMPSB10R	SKH 1000					
TMPSB12R	SKH 1200					
TMPBB12RAR, TMPBB14R, TMPBB14RAR, TMPBB16R, TMPBB16RAR, TMPBB16RST, TMPBT16R, TMPBT16RAR, TMPBT16RST, TMPBT20R, TMPBT20RAR, TMPBB20R, TMPBB20RAR	RD	1	100,000	208/120 Vac	120/240 Vac	No

[1]Series ratings are subject to change. Please see DET-008 for the most up to date series ratings.

Modular Metering
Meter Mod III
Series Ratings[1]

Meter Mod III Main Breaker to Tenant Breaker Series Ratings - 200A Sockets (continued)

Series Ratings – 400A-2000A 3PH (3P) Main Breakers to 2-Pole TQD (100-200A) - 200A Sockets

Meter Mod III Main Breaker Section	Meter Mod III Breaker Frame	Main Phase	Series Rating of Main (AIC)	Voltage of Main	Voltage of Tenant	Approved for Modular Metering
TMP3SB4R	SGH 400	3	65,000	208/120 Vac	120/240 Vac	Yes
TMP3SHB4R	SGL 400		100,000			No
TMP3SB6R	SGH 600		65,000			Yes
TMP3SHB6R	SGL 600		100,000			No
TMP3SB8R	SKH800		65,000			No
TMP3SB10R	SKH1000					
TMP3SB12R	SKH1200					
TMP3FB14R, TMP3FB14RAR, TMP3FT14R, TMP3FT14RAR, TMP3FB16R, TMP3FB16RAR, TMP3FB16RST, TMP3FT16R, TMP3FT16RAR, TMP3FT20R, TMP3FT20RAR, TMP3FB20R, TMP3FB20RAR	RD	3	100,000	208/120 Vac	120/240 Vac	No

[1]Series ratings are subject to change. Please see DET-008 for the most up to date series ratings.

Series Ratings – 400A-2000A 1PH (2P) Main Fusible Switches to 2-Pole TQD (100-200A) - 200A Sockets

Meter Mod III Main Fusible Switch Section	Meter Mod III Fuse Type	Main Phase	Series Rating of Main (AIC)	Voltage of Main	Voltage of Tenant	Approved for Modular Metering
TMPFT4R	T Fuse	1	100,000	208/120 Vac	120/240 Vac	Yes[2]
TMPFB4R						
TMPFT6R						
TMPFB6R						
TMPFT8R	T Fuse	1	100,000	208/120 Vac	120/240 Vac	No
TMPFB8R	T or L Fuse					
TMPFT12R	L Fuse					
TMPFB12R	L Fuse					
TMPFB12RT	T Fuse					

[1]Series ratings are subject to change. Please see DET-008 for the most up to date series ratings.
[2]Switches up to 600A rated for series rating at 42K and below; switches up to 400A rated for series rating from >42K - 100K.

Series Ratings – 400A-2000A 3PH (3P) Main Fusible Switches to 2-Pole TQD (100-200A) - 200A Sockets

Meter Mod III Main Fusible Switch Section	Meter Mod III Fuse Type	Main Phase	Series Rating of Main (AIC)	Voltage of Main	Voltage of Tenant	Approved for Modular Metering
TMP3FT4R	T Fuse	3	100,000	208/120 Vac	120/240 Vac	Yes[2]
TMP3FB4R						
TMP3FT6R						
TMP3FB6R						
TMP3FT8R	T Fuse	3	100,000	208/120 Vac	120/240 Vac	No
TMP3FB8R	T or L Fuse					
TMP3FT12R	L Fuse					
TMP3FB12R	L Fuse					
TMP3FB12RT	T Fuse					
TMP3FT16R, TMP3FB16R, TMP3FB16RST, TMP3FT20R, TMP3FB20R, TMP3FB20RST	L Fuse	3	100,000	208/120 Vac	120/240 Vac	No

[1]Series ratings are subject to change. Please see DET-008 for the most up to date series ratings.
[2]Switches up to 600A rated for series rating at 42K and below; switches up to 400A rated for series rating from >42K - 100K.

Modular Metering
Meter Mod III
Dimensions and Weight

Product Number	Height (Box)	Width (Box)	Depth (Box)	Height (Clearance)	Width (Clearance)	Depth (Clearance)	Height (Package)	Width (Package)	Depth (Package)	Package Weight	Figure No.
TMP12212RF	41.60"	12.26"	6.62"	45.80"	14.07"	7.01"	46.00"	15.00"	7.00"	53.00 lbs	1
TMP12220RF	52.36"	13.51"	6.62"	56.56"	15.17"	7.01"	57.00"	16.00"	7.00"	65.00 lbs	2
TMP12312RF	41.60"	12.26"	6.62"	45.80"	14.07"	7.01"	46.00"	15.00"	7.00"	53.00 lbs	1
TMP12320RF	52.36"	13.51"	6.62"	56.56"	15.17"	7.01"	57.00"	16.00"	7.00"	65.00 lbs	2
TMP12412RF	48.50"	12.26"	6.62"	52.70"	14.07"	7.01"	53.00"	15.00"	7.00"	60.00 lbs	1
TMP12420RF	64.51"	13.51"	6.62"	68.71"	15.17"	7.01"	69.00"	16.00"	7.00"	78.00 lbs	2
TMP12612RF	66.50"	12.26"	6.62"	70.70"	14.07"	7.01"	71.00"	15.00"	7.00"	79.00 lbs	1
TMP3BB14R	57.13"	25.10"	14.89"	61.25"	25.10"	18.51"	62.00"	26.00"	19.00"	350.00 lbs	13
TMP3BB12RAR	57.13"	25.10"	14.89"	61.25"	25.10"	18.51"	58.00"	26.00"	15.00"	360.00 lbs	13
TMP3BB14RAR	57.13"	25.10"	14.89"	61.25"	25.10"	18.51"	62.00"	26.00"	19.00"	360.00 lbs	13
TMP3BB16R	57.13"	25.10"	14.89"	61.25"	25.10"	18.51"	62.00"	26.00"	19.00"	350.00 lbs	13
TMP3BB16RAR	57.13"	25.10"	14.89"	61.25"	25.10"	18.51"	62.00"	26.00"	19.00"	360.00 lbs	13
TMP3BB16RCLL	53.50"	38.00"	24.19"	54.13"	40.38"	27.44"	65.00"	41.00"	28.00"	350.00 lbs	13
TMP3BB16RST	57.13"	25.10"	14.89"	61.25"	25.10"	18.51"	62.00"	26.00"	19.00"	350.00 lbs	13
TMP3BB20R	57.13"	25.10"	14.89"	61.25"	25.10"	18.51"	62.00"	26.00"	19.00"	350.00 lbs	13
TMP3BB20RAR	57.13"	25.10"	14.89"	61.25"	25.10"	18.51"	62.00"	26.00"	19.00"	370.00 lbs	13
TMP3BB20RCLL	53.50"	38.00"	24.19"	54.13"	40.38"	27.44"	65.00"	41.00"	28.00"	350.00 lbs	13
TMP3BB20RST	57.13"	25.10"	14.89"	61.25"	25.10"	18.51"	62.00"	26.00"	19.00"	370.00 lbs	13
TMP3BT14R	57.13"	25.10"	14.89"	61.25"	25.10"	18.51"	62.00"	26.00"	19.00"	360.00 lbs	13
TMP3BT12RAR	57.13"	25.10"	14.89"	61.25"	25.10"	18.51"	58.00"	26.00"	15.00"	360.00 lbs	13
TMP3BT14RAR	57.13"	25.10"	14.89"	61.25"	25.10"	18.51"	62.00"	26.00"	19.00"	360.00 lbs	13
TMP3BT16R	57.13"	25.10"	14.89"	61.25"	25.10"	18.51"	62.00"	26.00"	19.00"	350.00 lbs	13
TMP3BT16RAR	57.13"	25.10"	14.89"	61.25"	25.10"	18.51"	62.00"	26.00"	19.00"	360.00 lbs	13
TMP3BT16RST	57.13"	25.10"	14.89"	61.25"	25.10"	18.51"	62.00"	26.00"	19.00"	360.00 lbs	13
TMP3BT20R	57.13"	25.10"	14.89"	61.25"	25.10"	18.51"	62.00"	26.00"	19.00"	370.00 lbs	13
TMP3BT20RAR	57.13"	25.10"	14.89"	61.25"	25.10"	18.51"	62.00"	26.00"	19.00"	370.00 lbs	13
TMP3BU10R	65.25"	33.25"	11.38"	65.25"	35.88"	14.00"	66.00"	35.00"	15.00"	210.00 lbs	16
TMP3BU12R	65.25"	33.25"	11.38"	65.25"	35.88"	14.00"	66.00"	35.00"	15.00"	210.00 lbs	16
TMP3BU4R	60.94"	20.25"	11.13"	65.06"	23.00"	13.81"	61.00"	23.00"	15.00"	150.00 lbs	14
TMP3BU6R	60.94"	20.25"	11.13"	65.06"	23.00"	13.81"	61.00"	23.00"	15.00"	170.00 lbs	14
TMP3BU8R	64.88"	24.38"	11.13"	64.88"	27.25"	13.81"	65.00"	28.00"	15.00"	170.00 lbs	15
TMP3FB12R	66.00"	39.59"	22.05"	66.00"	37.93"	22.44"	68.00"	39.00"	23.00"	460.00 lbs	10
TMP3FB12RCLLT	61.57"	33.49"	11.88"	65.25"	35.42"	13.94"	66.00"	35.60"	14.00"	165.00 lbs	13
TMP3FB12RT	52.77"	33.49"	11.88"	56.25"	35.42"	13.94"	57.00"	36.00"	14.00"	165.00 lbs	4
TMP3FB16R	66.00"	39.59"	22.05"	66.00"	37.93"	22.44"	68.00"	39.00"	23.00"	496.00 lbs	10
TMP3FB16RST	66.00"	39.59"	19.00"	66.00"	37.93"	22.44"	68.00"	39.00"	23.00"	500.00 lbs	17
TMP3FB20R	66.00"	39.59"	22.05"	66.00"	37.93"	22.44"	68.00"	39.00"	23.00"	500.00 lbs	10
TMP3FB20RST	66.00"	39.59"	22.05"	66.00"	37.93"	22.44"	68.00"	39.00"	23.00"	500.00 lbs	17
TMP3FB4R	47.70"	20.00"	11.19"	51.50"	22.10"	17.09"	52.00"	23.00"	15.00"	122.50 lbs	4
TMP3FB4RCLL	61.06"	20.17"	11.19"	64.88"	22.10"	17.09"	65.00"	23.00"	15.00"	155.00 lbs	4
TMP3FB6R	47.70"	20.00"	11.19"	51.50"	22.10"	17.09"	52.00"	23.00"	15.00"	140.00 lbs	4
TMP3FB6RCLL	61.06"	25.17"	11.19"	64.88"	27.10"	17.09"	65.00"	28.00"	15.00"	239.50 lbs	4
TMP3FB8R	47.70"	20.00"	11.19"	51.50"	22.10"	17.09"	52.00"	23.00"	15.00"	148.00 lbs	4
TMP3FB8RCLL	61.06"	25.17"	11.19"	64.88"	27.10"	17.09"	65.00"	28.00"	15.00"	208.00 lbs	4
TMP3FT12R	66.00"	39.59"	22.05"	66.00"	37.93"	22.44"	68.00"	39.00"	23.00"	500.00 lbs	10
TMP3FT16R	66.00"	39.59"	22.05"	66.00"	37.93"	22.44"	68.00"	39.00"	23.00"	500.00 lbs	10
TMP3FT20R	66.00"	39.59"	22.05"	66.00"	37.93"	22.44"	68.00"	39.00"	23.00"	500.00 lbs	10
TMP3FT4R	47.70"	20.00"	11.19"	51.50"	22.10"	17.09"	52.00"	23.00"	15.00"	119.50 lbs	4
TMP3FT6R	47.70"	20.00"	11.19"	51.50"	22.10"	17.09"	52.00"	23.00"	15.00"	164.00 lbs	4
TMP3FT8R	47.70"	20.00"	11.19"	51.50"	22.10"	17.09"	52.00"	23.00"	15.00"	224.00 lbs	4
TMP3L12R	47.70"	20.00"	11.19"	51.50"	22.10"	11.75"	52.00"	23.00"	15.00"	125.00 lbs	4
TMP3L12RCRIS	60.58"	28.48"	11.65"	65.00"	30.29"	13.00"	66.00"	32.00"	15.00"	160.00 lbs	13
TMP3L16R	47.70"	20.00"	11.19"	51.50"	22.10"	11.75"	52.00"	23.00"	15.00"	220.00 lbs	19
TMP3L16RCRIS	60.58"	28.48"	11.65"	65.00"	30.29"	13.00"	66.00"	32.00"	15.00"	160.00 lbs	13
TMP3L20RCRIS	60.58"	33.28"	17.88"	65.00"	35.00"	19.00"	66.00"	36.00"	20.00"	250.00 lbs	13
TMP3L20R	60.58"	33.28"	17.88"	65.00"	35.00"	19.00"	66.00"	36.00"	20.00"	250.00 lbs	13

Product Number	Height (Box)	Width (Box)	Depth (Box)	Height (Clearance)	Width (Clearance)	Depth (Clearance)	Height (Package)	Width (Package)	Depth (Package)	Package Weight	Figure No.
TMP3L4R	48.75"	13.50"	6.50"	53.94"	15.31"	6.50"	54.00"	15.00"	7.00"	77.00 lbs	5
TMP3L4RCU	48.75"	13.50"	6.50"	53.94"	15.31"	6.50"	54.00"	15.00"	7.00"	80.00 lbs	21
TMP3L6R	48.75"	13.50"	6.50"	53.94"	15.31"	6.50"	54.00"	15.00"	7.00"	77.00 lbs	5
TMP3L6RCU	48.75"	13.50"	6.50"	53.94"	15.31"	6.50"	54.00"	15.00"	7.00"	80.00 lbs	21
TMP3L8R	47.70"	20.17"	11.19"	51.50"	22.10"	11.75"	52.00"	23.00"	15.00"	118.00 lbs	4
TMP3L8RCU	47.50"	20.00"	11.19"	51.50"	22.06"	11.75"	48.00"	22.00"	12.00"	118.00 lbs	22
TMP3SB10R	47.70"	20.17"	11.19"	51.50"	22.10"	14.01"	52.00"	23.00"	15.00"	206.00 lbs	23
TMP3SB12R	47.70"	20.17"	11.19"	51.50"	22.10"	14.01"	52.00"	23.00"	15.00"	181.00 lbs	4
TMP3SB4R	47.70"	20.17"	11.19"	51.50"	22.10"	13.78"	52.00"	23.00"	15.00"	116.00 lbs	4
TMP3SB6R	47.70"	20.17"	11.19"	51.50"	22.10"	13.78"	52.00"	23.00"	15.00"	119.00 lbs	4
TMP3SB8R	47.70"	20.17"	11.19"	51.50"	22.10"	14.01"	52.00"	23.00"	15.00"	156.00 lbs	4
TMP3SHB4R	47.70"	20.17"	11.19"	51.50"	22.10"	13.78"	52.00"	23.00"	15.00"	83.00 lbs	4
TMP3SHB6R	47.70"	20.17"	11.19"	51.50"	22.10"	13.78"	52.00"	23.00"	15.00"	83.00 lbs	4
TMP3U12R	56.66"	32.22"	11.22"	60.86"	32.22"	12.79"	61.00"	33.00"	13.00"	206.00 lbs	8
TMP3U4R	44.82"	16.32"	7.34"	49.02"	16.32"	8.91"	49.00"	17.00"	9.00"	62.00 lbs	6
TMP3U8R	46.62"	24.37"	11.39"	50.81"	24.37"	12.96"	51.00"	25.00"	13.00"	109.00 lbs	7
TMP8212R	41.60"	12.26"	6.62"	45.80"	14.07"	7.01"	46.00"	15.00"	7.00"	53.00 lbs	1
TMP8212AB	52.34"	13.52"	7.01"	57.00"	15.50"	8.00"	58.00"	17.00"	10.00"	52.00 lbs	25
TMP8212RAB	52.34"	13.52"	6.62"	56.54"	15.33"	7.01"	57.00"	16.00"	7.00"	65.00 lbs	26
TMP8212AC	52.34"	13.52"	7.01"	57.00"	15.50"	8.00"	58.00"	17.00"	10.00"	52.00 lbs	25
TMP8212RAC	52.34"	13.52"	6.62"	56.54"	15.33"	7.01"	57.00"	16.00"	7.00"	65.00 lbs	26
TMP8212BC	52.34"	13.52"	7.01"	57.00"	15.50"	8.00"	58.00"	17.00"	10.00"	52.00 lbs	25
TMP8212RBC	52.34"	13.52"	6.62"	56.54"	15.33"	7.01"	57.00"	16.00"	7.00"	65.00 lbs	26
TMP8212RF	41.60"	12.26"	6.62"	45.80"	14.07"	7.01"	46.00"	15.00"	7.00"	53.00 lbs	24
TMP8220R	52.36"	13.51"	6.62"	56.56"	15.17"	7.01"	57.00"	16.00"	7.00"	65.00 lbs	27
TMP8312R	41.60"	12.26"	6.62"	45.80"	14.07"	7.01"	46.00"	15.00"	7.00"	53.00 lbs	24
TMP8312AB	52.34"	13.52"	7.01"	57.00"	15.50"	8.00"	58.00"	17.00"	10.00"	57.00 lbs	25
TMP8312RAB	52.34"	13.52"	6.62"	56.54"	15.33"	7.01"	57.00"	16.00"	7.00"	65.00 lbs	26
TMP8312AC	52.34"	13.52"	7.01"	57.00"	15.50"	8.00"	58.00"	17.00"	10.00"	57.00 lbs	25
TMP8312RAC	52.34"	13.52"	6.62"	56.54"	15.33"	7.01"	57.00"	16.00"	7.00"	65.00 lbs	26
TMP8312BC	52.34"	13.52"	7.01"	57.00"	15.50"	8.00"	58.00"	17.00"	10.00"	57.00 lbs	25
TMP8312RBC	52.34"	13.52"	6.62"	56.54"	15.33"	7.01"	57.00"	16.00"	7.00"	65.00 lbs	26
TMP8312RF	41.60"	12.26"	6.62"	45.80"	14.07"	7.01"	46.00"	15.00"	7.00"	53.00 lbs	24
TMP8320R	52.36"	13.51"	6.62"	56.56"	15.17"	7.01"	57.00"	16.00"	7.00"	65.00 lbs	27
TMP8320RF	52.36"	13.51"	6.62"	56.56"	15.17"	7.01"	57.00"	16.00"	7.00"	65.00 lbs	27
TMP8412R	48.50"	12.26"	6.62"	52.70"	14.07"	7.01"	53.00"	15.00"	7.00"	60.00 lbs	24
TMP8412AB	64.50"	13.52"	7.01"	69.00"	15.50"	8.00"	71.00"	17.00"	10.00"	64.00 lbs	25
TMP8412RAB	64.51"	13.51"	6.62"	68.71"	15.17"	7.01"	69.00"	16.00"	7.00"	78.00 lbs	26
TMP8412AC	64.50"	13.52"	7.01"	69.00"	15.50"	8.00"	71.00"	17.00"	10.00"	64.00 lbs	25
TMP8412RAC	64.51"	13.51"	6.62"	68.71"	15.17"	7.01"	69.00"	16.00"	7.00"	78.00 lbs	26
TMP8412BC	64.50"	13.52"	7.01"	69.00"	15.50"	8.00"	71.00"	17.00"	10.00"	64.00 lbs	25
TMP8412RBC	64.51"	13.51"	6.62"	68.71"	15.17"	7.01"	69.00"	16.00"	7.00"	78.00 lbs	26
TMP8412RF	48.50"	12.26"	6.62"	52.70"	14.07"	7.01"	53.00"	15.00"	7.00"	60.00 lbs	1
TMP8420R	64.51"	13.51"	6.62"	68.71"	15.17"	7.01"	69.00"	16.00"	7.00"	78.00 lbs	2
TMP8420RF	64.51"	13.51"	6.62"	68.71"	15.17"	7.01"	69.00"	16.00"	7.00"	78.00 lbs	2
TMP8512R	57.50"	12.26"	6.62"	61.70"	14.07"	7.01"	62.00"	15.00"	7.00"	70.00 lbs	24
TMP8512AB	74.96"	13.52"	7.01"	79.50"	15.50"	8.00"	81.00"	17.00"	10.00"	75.00 lbs	25
TMP8512RAB	74.96"	13.51"	6.62"	79.50"	16.00"	8.00"	81.00"	17.50"	10.00"	76.00 lbs	N/A
TMP8512AC	74.96"	13.52"	7.01"	79.50"	15.50"	8.00"	81.00"	17.00"	10.00"	75.00 lbs	25
TMP8512RAC	74.96"	13.51"	6.62"	79.50"	16.00"	8.00"	81.00"	17.50"	10.00"	76.00 lbs	N/A
TMP8512BC	74.96"	13.52"	7.01"	79.50"	15.50"	8.00"	81.00"	17.00"	10.00"	75.00 lbs	25
TMP8512RBC	74.96"	13.51"	6.62"	79.50"	16.00"	8.00"	81.00"	17.50"	10.00"	76.00 lbs	N/A
TMP8512RF	57.50"	12.26"	6.62"	61.70"	14.07"	7.01"	62.00"	15.00"	7.00"	70.00 lbs	1
TMP8520R	74.96"	13.51"	6.62"	79.16"	15.17"	7.01"	80.00"	16.00"	7.00"	106.00 lbs	2
TMP8520RBUS	74.96"	13.51"	6.62"	79.16"	15.17"	7.01"	80.00"	16.00"	7.00"	106.00 lbs	2

Modular Metering
Meter Mod III
Dimensions and Weight

Product Number	Height (Box)	Width (Box)	Depth (Box)	Height (Clearance)	Width (Clearance)	Depth (Clearance)	Height (Package)	Width (Package)	Depth (Package)	Package Weight	Figure No.
TMP8612R	66.50"	12.26"	6.62"	70.70"	14.07"	7.01"	71.00"	15.00"	7.00"	79.00 lbs	1
TMP8612RF	66.50"	12.26"	6.62"	70.70"	14.07"	7.01"	71.00"	15.00"	7.00"	79.00 lbs	1
TMPBB12RAR	57.13"	25.10"	14.89"	61.25"	25.10"	18.51"	58.00"	26.00"	15.00"	340.00 lbs	13
TMPBB14R	57.13"	25.10"	14.89"	61.25"	25.10"	18.51"	58.00"	26.00"	15.00"	350.00 lbs	13
TMPBB14RAR	57.13"	25.10"	14.89"	61.25"	25.10"	18.51"	58.00"	26.00"	15.00"	340.00 lbs	13
TMPBB16R	57.13"	25.10"	14.89"	61.25"	25.10"	18.51"	58.00"	26.00"	15.00"	350.00 lbs	13
TMPBB16RAR	57.13"	25.10"	14.89"	61.25"	25.10"	18.51"	58.00"	26.00"	15.00"	340.00 lbs	13
TMPBB16RST	57.13"	25.10"	14.89"	61.25"	25.10"	18.51"	58.00"	26.00"	15.00"	350.00 lbs	13
TMPBB20R	57.13"	25.10"	14.89"	61.25"	25.10"	18.51"	58.00"	26.00"	15.00"	350.00 lbs	13
TMPBB20RAR	57.13"	25.10"	14.89"	61.25"	25.10"	18.51"	58.00"	26.00"	15.00"	350.00 lbs	13
TMPBT16R	57.13"	25.10"	14.89"	61.25"	25.10"	18.51"	58.00"	26.00"	15.00"	350.00 lbs	13
TMPBT16RAR	57.13"	25.10"	14.89"	61.25"	25.10"	18.51"	58.00"	26.00"	15.00"	340.00 lbs	13
TMPBT16RST	57.13"	25.10"	14.89"	61.25"	25.10"	18.51"	58.00"	26.00"	15.00"	350.00 lbs	13
TMPBT20R	57.13"	25.10"	14.89"	61.25"	25.10"	18.51"	58.00"	26.00"	15.00"	350.00 lbs	13
TMPBU10R	65.25"	33.25"	11.38"	65.25"	35.88"	14.00"	66.00"	35.00"	15.00"	210.00 lbs	16
TMPBU12R	65.25"	33.25"	11.38"	65.25"	35.88"	14.00"	66.00"	35.00"	15.00"	210.00 lbs	16
TMPBU4R	60.94"	20.25"	11.13"	65.06"	23.00"	13.81"	61.00"	23.00"	15.00"	170.00 lbs	14
TMPBU6R	60.94"	20.25"	11.13"	65.06"	23.00"	13.81"	61.00"	23.00"	15.00"	170.00 lbs	14
TMPBU8R	64.88"	24.38"	11.13"	64.88"	27.25"	13.81"	65.00"	28.00"	15.00"	170.00 lbs	15
TMPFB12R	66.00"	39.59"	22.05"	66.00"	37.93"	22.44"	68.00"	39.00"	23.00"	500.00 lbs	10
TMPFB12RT	52.77"	33.49"	11.88"	56.25"	35.42"	13.94"	57.00"	36.00"	14.00"	165.00 lbs	17
TMPFB4R	47.70"	20.00"	11.19"	51.50"	22.10"	17.09"	52.00"	23.00"	15.00"	120.00 lbs	22
TMPFB6R	47.70"	20.00"	11.19"	51.50"	22.10"	17.09"	52.00"	23.00"	15.00"	122.00 lbs	22
TMPFB8R	47.70"	20.00"	11.19"	51.50"	22.10"	17.09"	52.00"	23.00"	15.00"	156.00 lbs	22
TMPFT12R	66.00"	39.59"	22.05"	66.00"	37.93"	22.44"	68.00"	39.00"	23.00"	165.00 lbs	10
TMPFT4R	47.70"	20.00"	11.19"	51.50"	22.10"	17.09"	52.00"	23.00"	15.00"	145.00 lbs	4
TMPFT6R	47.70"	20.00"	11.19"	51.50"	22.10"	17.09"	52.00"	23.00"	15.00"	135.00 lbs	4
TMPFT8R	47.70"	20.00"	11.19"	51.50"	22.10"	17.09"	52.00"	23.00"	15.00"	128.00 lbs	4
TMPK12140RB	51.07"	19.38"	9.63"	56.19"	21.19"	12.25"	56.00"	22.00"	13.00"	145.00 lbs	28
TMPK12140RBA	51.07"	19.38"	9.63"	56.19"	21.19"	12.25"	56.00"	22.00"	13.00"	145.00 lbs	28
TMPL12R	47.70"	20.00"	11.19"	51.50"	22.10"	11.75"	52.00"	23.00"	15.00"	115.00 lbs	22
TMPL16R	47.70"	20.00"	11.19"	51.50"	22.10"	11.75"	52.00"	23.00"	15.00"	220.00 lbs	19
TMPL8R	47.70"	20.00"	11.19"	51.50"	22.10"	11.75"	52.00"	23.00"	;15.00"	98.50 lbs	22
TMPR12122R	25.38"	18.30"	8.75"	30.44"	19.43"	9.95"	31.00"	20.00"	10.00"	88.00 lbs	3
TMPR12140RB	52.62"	18.30"	9.00"	57.62"	19.43"	11.30"	58.00"	20.00"	12.00"	145.00 lbs	3
TMPR12212RF	41.60"	12.26"	6.62"	45.80"	14.07"	7.01"	46.00"	15.00"	7.00"	53.00 lbs	1
TMPR12220RF	52.36"	13.51"	6.62"	56.56"	15.17"	7.01"	57.00"	16.00"	7.00"	65.00 lbs	2
TMPR12222R	52.62"	18.30"	8.75"	57.62"	19.43"	11.30"	58.00"	20.00"	12.00"	140.00 lbs	3
TMPR12240RB	66.63"	19.38"	8.75"	71.63"	20.51"	11.38"	72.00"	21.00"	12.00"	165.00 lbs	18
TMPR12312RF	41.60"	12.26"	6.62"	45.80"	14.07"	7.01"	46.00"	15.00"	7.00"	53.00 lbs	1
TMPR12320RF	52.36"	13.51"	6.62"	56.56"	15.17"	7.01"	57.00"	16.00"	7.00"	65.00 lbs	2
TMPR12322R	52.62"	18.30"	9.00"	57.62"	19.43"	11.30"	58.00"	20.00"	12.00"	135.00 lbs	3
TMPR12412RF	48.50"	12.26"	6.62"	52.70"	14.07"	7.01"	53.00"	15.00"	7.00"	60.00 lbs	1
TMPR12412RHBF	48.50"	12.26"	6.62"	52.70"	14.07"	7.01"	53.00"	15.00"	7.00"	60.00 lbs	1
TMPR12420RF	64.51"	13.51"	6.62"	68.71"	15.17"	7.01"	69.00"	16.00"	7.00"	78.00 lbs	2
TMPR12420RHBF	64.51"	13.51"	6.62"	68.71"	15.17"	7.01"	69.00"	16.00"	7.00"	78.00 lbs	2
TMPR12422R	66.62"	19.30"	8.75"	71.62"	20.43"	9.95"	72.00"	21.00"	10.00"	184.00 lbs	3
TMPR12512RF	57.50"	12.26"	6.62"	61.70"	14.07"	7.01"	62.00"	15.00"	7.00"	70.00 lbs	1
TMPR12512RHBF	57.50"	12.26"	6.62"	61.70"	14.07"	7.01"	62.00"	15.00"	7.00"	70.00 lbs	24
TMPR12520RF	74.96"	13.51"	6.62"	79.16"	15.17"	7.01"	80.00"	16.00"	7.00"	106.00 lbs	29
TMPR12612RF	66.50"	12.26"	6.62"	70.70"	14.07"	7.01"	71.00"	15.00"	7.00"	79.00 lbs	1
TMPR8212R	41.60"	12.26"	6.62"	45.80"	14.07"	7.01"	46.00"	15.00"	7.00"	53.00 lbs	1
TMPR8212RF	41.60"	12.26"	6.62"	45.80"	14.07"	7.01"	46.00"	15.00"	7.00"	53.00 lbs	1
TMPR8212RHB	41.60"	12.26"	6.62"	45.80"	14.07"	7.01"	46.00"	15.00"	7.00"	53.00 lbs	1
TMPR8212RHBF	41.60"	12.26"	6.62"	45.80"	14.07"	7.01"	46.00"	15.00"	7.00"	53.00 lbs	1

Modular Metering
Meter Mod III
Dimensions and Weight

Product Number	Height (Box)	Width (Box)	Depth (Box)	Height (Clearance)	Width (Clearance)	Depth (Clearance)	Height (Package)	Width (Package)	Depth (Package)	Package Weight	Figure No.
TMPR8220R	52.36"	13.51"	6.62"	56.56"	15.17"	7.01"	57.00"	16.00"	7.00"	65.00 lbs	2
TMPR8220RF	52.36"	13.51"	6.62"	56.56"	15.17"	7.01"	57.00"	16.00"	7.00"	65.00 lbs	2
TMPR8220RHB	52.36"	13.51"	6.62"	56.56"	15.17"	7.01"	57.00"	16.00"	7.00"	65.00 lbs	2
TMPR8312R	41.60"	12.26"	6.62"	45.80"	14.07"	7.01"	46.00"	15.00"	7.00"	53.00 lbs	1
TMPR8312RF	41.60"	12.26"	6.62"	45.80"	14.07"	7.01"	46.00"	15.00"	7.00"	53.00 lbs	1
TMPR8312RHB	41.60"	12.26"	6.62"	45.80"	14.07"	7.01"	46.00"	15.00"	7.00"	53.00 lbs	1
TMPR8312RHBF	41.60"	12.26"	6.62"	45.80"	14.07"	7.01"	46.00"	15.00"	7.00"	53.00 lbs	1
TMPR8320R	52.36"	13.51"	6.62"	56.56"	15.17"	7.01"	57.00"	16.00"	7.00"	65.00 lbs	2
TMPR8320RF	52.36"	13.51"	6.62"	56.56"	15.17"	7.01"	57.00"	16.00"	7.00"	65.00 lbs	2
TMPR8320RHB	52.36"	13.51"	6.62"	56.56"	15.17"	7.01"	57.00"	16.00"	7.00"	65.00 lbs	2
TMPR8412R	48.50"	12.26"	6.62"	52.70"	14.07"	7.01"	53.00"	15.00"	7.00"	60.00 lbs	1
TMPR8412RF	48.50"	12.26"	6.62"	52.70"	14.07"	7.01"	53.00"	15.00"	7.00"	60.00 lbs	1
TMPR8412RHB	48.50"	12.26"	6.62"	52.70"	14.07"	7.01"	53.00"	15.00"	7.00"	60.00 lbs	1
TMPR8412RHBF	48.50"	12.26"	6.62"	52.70"	14.07"	7.01"	53.00"	15.00"	7.00"	60.00 lbs	1
TMPR8420R	64.51"	13.51"	6.62"	68.71"	15.17"	7.01"	69.00"	16.00"	7.00"	78.00 lbs	2
TMPR8420RF	64.51"	13.51"	6.62"	68.71"	15.17"	7.01"	69.00"	16.00"	7.00"	78.00 lbs	2
TMPR8420RHB	64.51"	13.51"	6.62"	68.71"	15.17"	7.01"	69.00"	16.00"	7.00"	78.00 lbs	2
TMPR8420RHBF	64.51"	13.51"	6.62"	68.71"	15.17"	7.01"	69.00"	16.00"	7.00"	78.00 lbs	2
TMPR8512R	57.50"	12.26"	6.62"	61.70"	14.07"	7.01"	62.00"	15.00"	7.00"	70.00 lbs	1
TMPR8512RF	57.50"	12.26"	6.62"	61.70"	14.07"	7.01"	62.00"	15.00"	7.00"	70.00 lbs	1
TMPR8512RHB	B57.50"	12.26"	6.62"	61.70"	14.07"	7.01"	62.00"	15.00"	7.00"	70.00 lbs	1
TMPR8520R	74.96"	13.51"	6.62"	79.16"	15.17"	7.01"	80.00"	16.00"	7.00"	106.00 lbs	29
TMPR8520RBUS	74.96"	13.51"	6.62"	79.16"	15.17"	7.01"	80.00"	16.00"	7.00"	106.00 lbs	29
TMPR8520RF	74.96"	13.51"	6.62"	79.16"	15.17"	7.01"	80.00"	16.00"	7.00"	106.00 lbs	29
TMPR8520RHB	74.96"	13.51"	6.62"	79.16"	15.17"	7.01"	80.00"	16.00"	7.00"	106.00 lbs	29
TMPR8612RF	66.50"	12.26"	6.62"	70.70"	14.07"	7.01"	71.00"	15.00"	7.00"	79.00 lbs	1
TMPSB10R	47.70"	20.17"	11.19"	51.50"	22.10"	14.01"	52.00"	23.00"	15.00"	159.00 lbs	4
TMPSB12R	47.70"	20.17"	11.19"	51.50"	22.10"	14.01"	52.00"	23.00"	15.00"	160.00 lbs	4
TMPSB4R	47.70"	20.17"	11.19"	51.50"	22.10"	13.78"	52.00"	23.00"	15.00"	114.00 lbs	4
TMPSB6R	47.70"	20.17"	11.19"	51.50"	22.10"	13.78"	52.00"	23.00"	15.00"	139.00 lbs	4
TMPSB8R	47.70"	20.17"	11.19"	51.50"	22.10"	14.01"	52.00"	23.00"	15.00"	143.00 lbs	4
TMPSHB4R	47.70"	20.17"	11.19"	51.50"	22.10"	13.78"	52.00"	23.00"	15.00"	83.00 lbs	4
TMPSHB6R	47.70"	20.17"	11.19"	51.50"	22.10"	13.78"	52.00"	23.00"	15.00"	83.00 lbs	4
TMPU12R	56.66"	32.22"	11.22"	60.86"	32.22"	12.79"	61.00"	33.00"	13.00"	196.00 lbs	8
TMPU4R	44.82"	16.32"	7.34"	49.02"	16.32"	8.91"	49.00"	17.00"	9.00"	53.6.00 lbs	6
TMPU8R	46.62"	24.37"	11.39"	50.81"	24.37"	12.96"	51.00"	25.00"	13.00"	103.00 lbs	7

Modular Metering
Meter Mod III
Enclosure Knockout Dimensions

Knockouts

Symbol	•	A	B	C	D	E	F	G	H	I	J	K	L	M	O	P
Conduit Size in Inches	½	½	—	—	—	—	—	—	—	—	—	—	—	—	—	½
	—	¾	—	—	—	—	—	—	—	—	—	—	—	—	¾	¾
	—	1	1	1	—	1	—	—	—	—	—	—	—	—	1	—
	—	—	1 ¼	1 ¼	1 ¼	1 ¼	—	—	—	—	—	—	—	—	1 ¼	—
	—	—	1 ½	1 ¼	1 ½	1 ½	1 ½	1 ½	—	—	—	—	—	—	1 ½	—
	—	—	—	2	2	2	2	2	2	—	—	—	—	2	—	—
	—	—	—	—	—	2 ½	2 ½	2 ½	2 ½	2 ½	—	—	—	2 ½	—	—
	—	—	—	—	—	—	—	3	3	3	3	—	—	3	—	—
	—	—	—	—	—	—	—	—	3 ½	3 ½	3 ½	—	—	3 ½	—	—
	—	—	—	—	—	—	—	—	—	4	4	4	—	4	—	—
	—	—	—	—	—	—	—	—	—	—	5	—	5	—	—	—

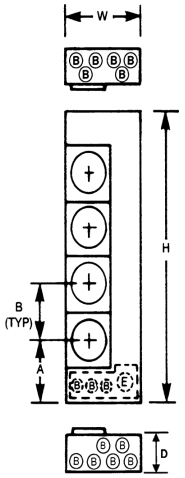

Figure 1

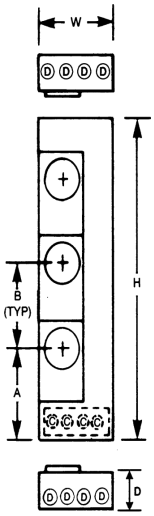

Figure 2

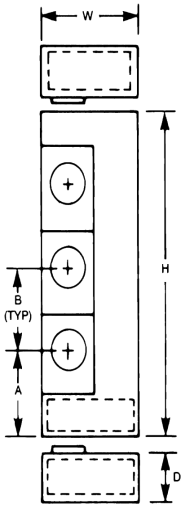

Figure 3

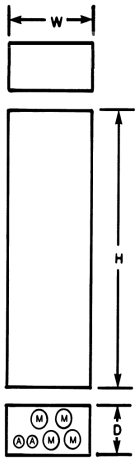

Figure 4

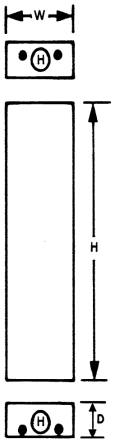

Figure 5

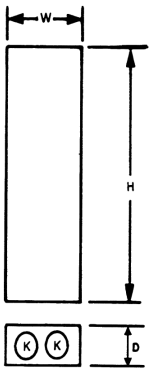

Figure 6

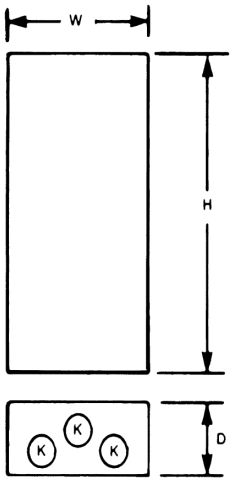

Figure 7

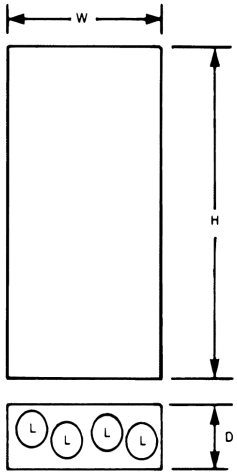

Figure 8

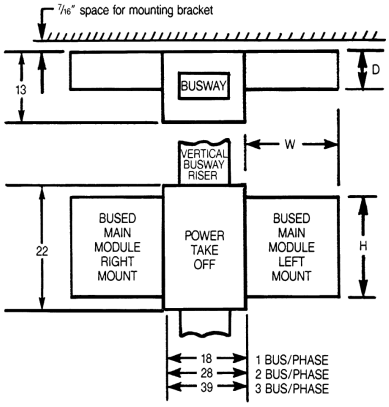

Figure 9

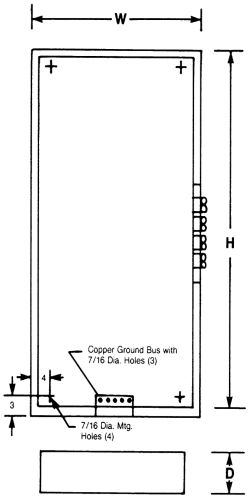

Figure 10

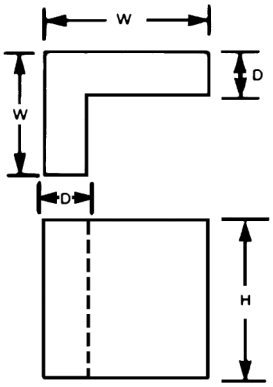

Figure 11

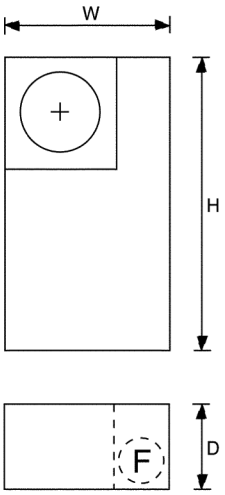

Figure 12

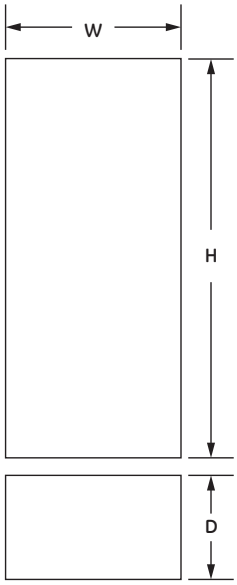

Figure 13

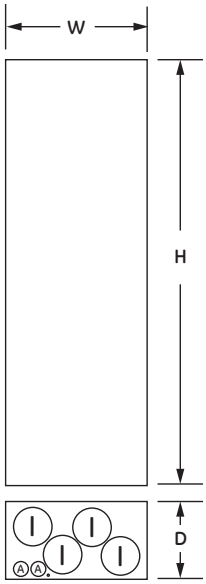

Figure 14

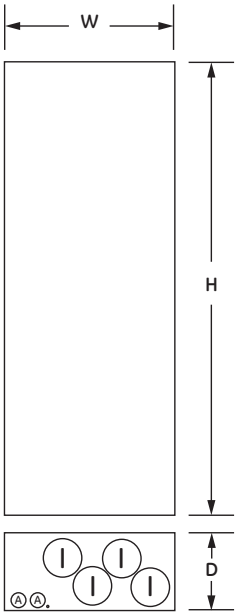

Figure 15

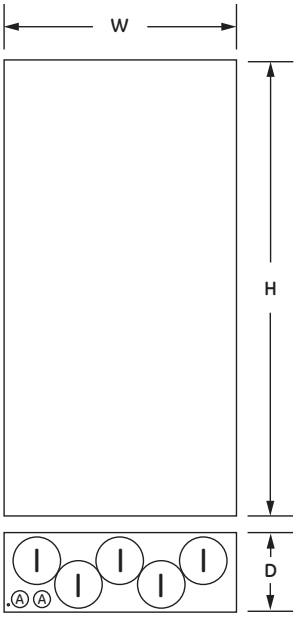

Figure 16

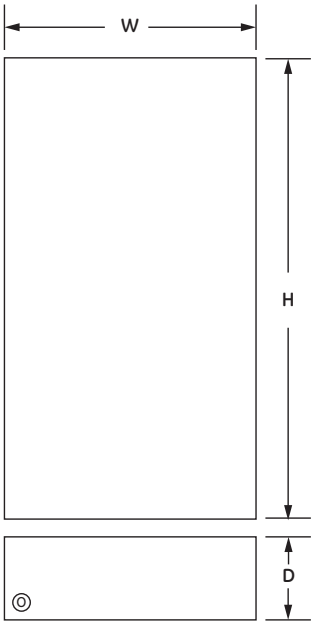

Figure 17

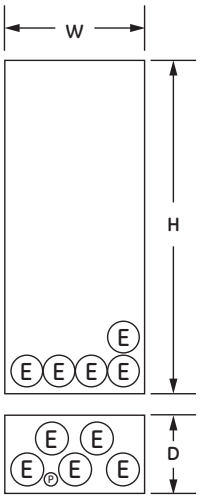

Figure 18

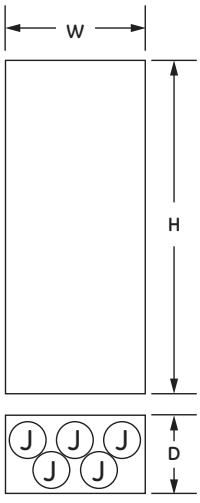

Figure 19

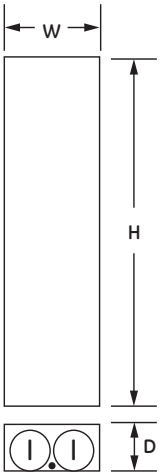

Figure 21

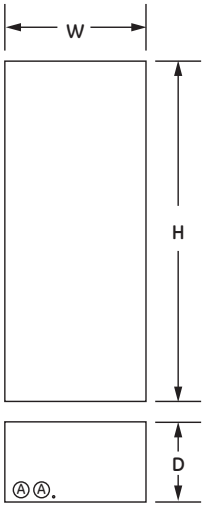

Figure 22

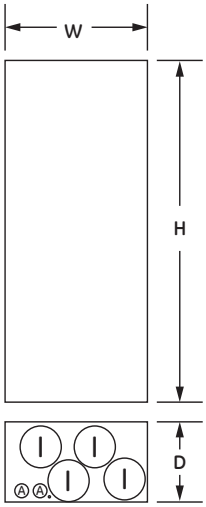

Figure 23

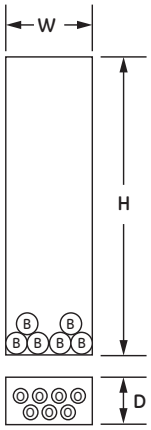

Figure 24

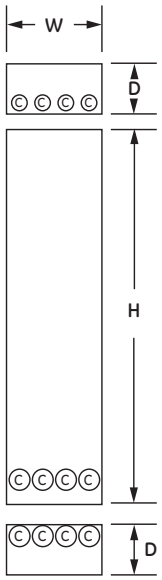

Figure 25

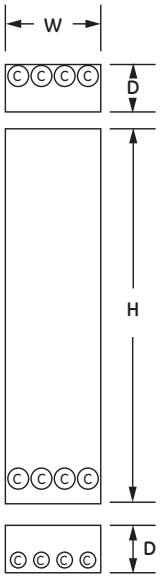

Figure 26

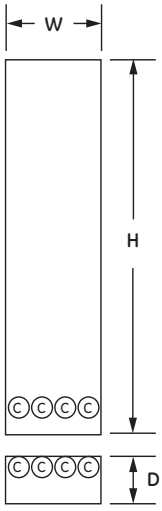

Figure 27

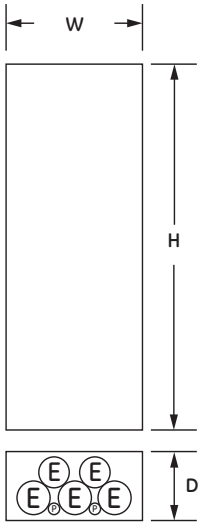

Figure 28

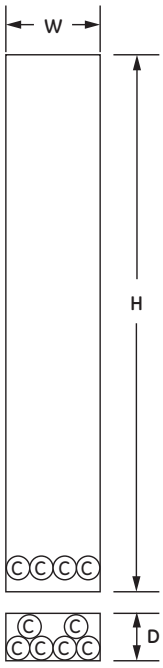

Figure 29

Application Information

GE's Single Socket Metering products are designed for residential use. They are UL labeled and are manufactured with surface mounted outdoor enclosures. Many of our units are utility approved (see tables on following pages.)

Our products range from 20A to 320A and are available in single phase or three phase.

Specifications and Features

— Single Phase or Three Phase
— UL Listed
— Tested and UL listed up to 10kAIC short circuit rating
— Selected items are utility approved
— NEMA 3R enclosure
— Integral duplex ground extruded in neutral lug
— G90 galvanized bridge provides superior corrosion resistance
— Heavy duty lug screws provide stronger connection component for reliable termination
— 125A units have horn bypass kit that is field installable by changing slide-nut
— 200A units have jaws made of copper plated alloy and have reinforcing springs to help maintain electrical connections
— 200A units have slide-nuts that allow for ease of installation of conductors and helps eliminate lost components
— Standard pack: 1

Product Number Guide—Sockets with 4 Jaws/Terminals

U	A	RS	2	0	3	B	FL	GE

Standard Prefix
U = UL Labeled

Additional Features
A = Aluminum Cab
B = Barrel Lock
F = Barrel Lock and Lock Guard
G = Grounded Fifth Terminal
H = Horn Bypass
S = Screw Type Sealing Ring
T = Grounded Connector (#14-#2 CU-AL)
Z = 5/16" Hex Head Connector Screw

Product Group Designation
RS = Residential Service, Single Position

Ampere Rating
1 = 125 Amps
2 = 200 Amps
5 = 150 Amps

Service Design
0 = Overhead
1 = Combination Overhead/Underground
2 = Underground, Side Wired
3 = Combination, Overhead/Underground, Side Wired

Maximum Conductor (Line & Load)
0 = 3/8" Stud Connectors
1 = #2/0 Connectors
2 = #250 kcmil Connectors
3 = #350 kcmil Connectors
6 = #600 kcmil Connectors
9 = Dual #500 kcmil Connectors

Standard Suffixes
A = Aluminum Cabinet
B = Small Hub Opening
C = Small Hub Cover Plate
HL = High Leg Label (Delta Service)
L = 1 1/4" Hub
N = 2" Hub
ND = Neutral Disconnect
T = Large Hub Opening
U = Large Hub Cover Plate

Utility Approval (if applicable)
FL = Meter Equipment Group
KC = KCP&L

GE = General Electric

Product Number Guide—Sockets with 4, 5 or 7 Jaws/Terminals

U	F	TH	5	2	1	3	BND	KC	GE

Standard Prefix
U = UL Labeled

Additional Features
A = Aluminum Cab
B = Barrel Lock
C = Spring Jaw Socket
F = Barrel Lock and Lock Guard
H = Horn Bypass
S = Screw Type Sealing Ring
T = Grounded Connector (#14-#2 CU-AL)
Z = 5/16" Hex Head Connector Screw

Product Group Designation
H = Commercial or Residential Service, Single Position (lever bypass)

Jaw Quantity
4 = 4 Terminal
5 = 5 Terminal
7 = 7 Terminal

Ampere Rating
2 = 200 Amps
3 = 320 Amps

Service Design
0 = Overhead
1 = Combination Overhead/Underground
2 = Underground, Side Wired
3 = Combination, Overhead/Underground, Side Wired

Maximum Conductor (Line & Load)
0 = 3/8" Stud Connectors
2 = #250 kcmil Connectors
3 = #350 kcmil Connectors
6 = #600 kcmil Connectors
9 = Dual #500 kcmil Connectors

Standard Suffixes
B = Small Hub Opening
C = Small Hub Cover Plate
HL = High Leg Label (Delta Service)
L = 1 1/4" Hub
N = 2" Hub
ND = Neutral Disconnect
SH = Stainless Steel Hasp
T = Large Hub Opening
U = Large Hub Cover Plate

Utility Approval (if applicable)
FL = Meter Equipment Group
KC = KCP&L

GE = General Electric

Product numbers beginning with "10" or "GE" will not follow the nomenclature.

Modular Metering
Single Socket Metering
Single-Phase

Single Phase, 600V, Ringless

Amp	Product Number	Wire Range (CU/AL)	Overhead/ Underground Line Feed	Ground Range (CU/AL)	Triplex Ground	No. of Terminals	Lever Bypass	Horned Bypass	Hub Type	Enclosure N3R	UL & Utility Approved
20	1007003CGE	#12	Bottom	(2) #14-2	N	13	N	N	Solid Top	G90 Steel	UL, DTE
	1007361CGE	#12	Bottom	(2) #14-2	N	8	N	N	Solid Top		
125	1006385BGE	#8-2/0	Bottom	No Ground	N	4	N	N	Solid Top		
	GEKR1AS1BTZ	#8-2/0	Top	(1) #14-2	Y	4	N	N	Small Hub Opening	G90 Steel	UL
	GEKS1AS1BTV	#8-2/0	Top	(1) #14-2	Y	4	N	Y	Small Hub Opening	G90 Steel	UL, AEP
	UATZRS101CFLGE	#8-2/0	Top/Bottom	(1) #14-2	Y	4	N	N	Small Hub Cover Plate	Aluminum	UL, GP, MEG
	UBHRS101BGE	#8-2/0	Top/Bottom	No ground	N	4	N	Y	Small Hub Opening	G90 Steel	UL
	UFHTRS101BGE	#8-2/0	Top/Bottom	(1) #14-2	Y	4	N	Y	Small Hub Opening	G90 Steel	UL, AEP
	UGHTRS101BGE	#8-2/0	Top/Bottom	(1) #14-2	Y	5	N	Y	Small Hub Opening	G90 Steel	UL
	UHTRS101BGE	#8-2/0	Top/Bottom	(1) #14-2	Y	4	N	Y	Small Hub Opening		
	URS101BCPLGE	#8-2/0	Top/Bottom	(2) #14-2	Y	4	N	N	Small Hub Opening		
	URS101CCPLGE	#8-2/0	Top/Bottom	(2) #14-2	Y	4	N	N	Small Hub Cover Plate		
	UTRS101BGE	#8-2/0	Top/Bottom	(1) #14-2	Y	4	N	N	Small Hub Opening	G90 Steel	UL, CMP
	UTZRS101CFLGE	#8-2/0	Top/Bottom	(1) #14-2	Y	4	N	N	Small Hub Cover Plate	G90 Steel	UL, GP, MEG
150	UTRS502BGE	#8-250MCM	Top/Bottom	(1) #14-2	Y	4	N	N	Small Hub Opening	G90 Steel	UL
200	1004709DGE	#8-250MCM	Top/Bottom	No Ground	N	4	N	N	Small Hub Opening	G90 Steel	UL, DTE
	1004710EGE	#8-250MCM	Top/Bottom	No Ground	N	4	N	N	Small Hub Cover Plate		
	1007665AGE	#8-250MCM	Top/Bottom	(1) #14-2	Y	4	N	Y	Small Hub Opening	G90 Steel	UL, AEP, CECHA
	1007665GE	#8-250MCM	Top/Bottom	(1) #14-2	Y	4	N	Y	Small Hub Opening	G90 Steel	UL, CECHA
	1011692GE	#6-350MCM	Top/Bottom	(1) #14-2	Y	4	Y	N	Small Hub Cover Plate	Aluminum	UL, AEP
	GEKR1CS1BT	#8-350MCM	Top	(1) #14-2	Y	4	N	N	Small Hub Opening	G90 Steel	UL
	GEKS1CS1BJTV	#8-250MCM	Top	(1) #14-2	Y	4	N	Y	Small Hub Opening	G90 Steel	UL, AEP
	GEKS1CS1DTV	#8-350MCM	Top/Bottom	(1) #14-2	Y	4	N	Y	Small Hub Cover Plate		
	GEKS1DS1ATV	#8-350MCM	Side	(1) #14-2	Y	4	N	Y	Solid Top		
	U92197CCCPLGE	#8-350MCM	Side	(2) #14-2	N	4	N	N	(2) Small Hub Cover Plates	G90 Steel	UL
	UATH4203BFLGE	#6-350MCM	Top/Bottom	(1) #14-2	Y	4	Y	N	Small Hub Opening	Aluminum	UL, GP, MEG
	UATH4203TFLGE	#6-350MCM	Top/Bottom	(1) #14-2	Y	4	Y	N	Large Hub Opening		
	UATH4213CFLGE	#6-350MCM	Top/Bottom	(1) #14-2	Y	4	Y	N	Small Hub Cover Plate		
	UATH4213UFLGE	#6-350MCM	Top/Bottom	(1) #14-2	Y	4	Y	N	Large Hub Cover Plate		
	UATRS202BFLGE	#8-250MCM	Top/Bottom	(1) #14-2	Y	4	N	N	Small Hub Opening		
	UATRS212CFLGE	#8-250MCM	Top/Bottom	(1) #14-2	Y	4	N	N	Small Hub Cover Plate		
	UATRS213AFLGE	#8-350MCM	Bottom	(1) #14-2	Y	4	N	N	Solid Top		
	UATRS213CFLGE	#8-350MCM	Top/Bottom	(1) #14-2	Y	4	N	N	Small Hub Cover Plate		
	UATRS223AFLGE	#8-350MCM	Bottom	(1) #14-2	Y	4	N	N	Solid Top		
	UBHRS202BGE	#8-250MCM	Top	No ground	N	4	N	Y	Small Hub Opening	G90 Steel	UL
	UBHRS212BGE	#8-250MCM	Top/Bottom	No ground	N	4	N	Y	Small Hub Opening		
	UFHTRS202BGE	#8-250MCM	Top/Bottom	(1) #14-2	Y	4	N	Y	Small Hub Opening	G90 Steel	UL, AEP
	UFHTRS223AGE	#8-350MCM	Bottom	(1) #14-2	Y	4	N	Y	Solid Top		
	UFHTRS233CGE	#8-350MCM	Top/Bottom	(1) #14-2	Y	4	N	Y	Small Hub Cover Plate		
	UFTH4213CGE	#6-350MCM	Top/Bottom	(1) #14-2	Y	4	Y	N	Small Hub Cover Plate		
	UGHRS212CKCGE	#8-250MCM	Top/Bottom	No ground	N	5	N	Y	Small Hub Cover Plate	G90 Steel	UL, KCP&L
	UGHTRS213BGE	#8-350MCM	Top/Bottom	(1) #14-2	Y	5	N	Y	Small Hub Opening	G90 Steel	UL
	UGTH4213CGE	#6-350MCM	Top/Bottom	(1) #14-2	Y	5	Y	N	Small Hub Cover Plate		
	UGTRS213CGE	#8-350MCM	Top/Bottom	(1) #14-2	Y	5	N	N	Small Hub Cover Plate		
	UH4213CGE	#6-350MCM	Top/Bottom	No ground	N	4	Y	N	Small Hub Cover Plate		
	UHTRS202BGE	#8-250MCM	Top/Bottom	(1) #14-2	Y	4	N	Y	Small Hub Opening		
	UHTRS223AGE	#8-350MCM	Side	(1) #14-2	Y	4	N	Y	Solid Top		

(continued on next page)

Single Phase, 600V, Ringless (continued)

Amp	Product Number	Wire Range (CU/AL)	Overhead/ Underground Line Feed	Ground Range (CU/AL)	Triplex Ground	No. of Terminals	Lever Bypass	Horned Bypass	Hub Type	Enclosure N3R	UL & Utility Approved
200	UT92197CCFLGE	#8-350MCM	Top/Bottom	(1) #14-2	Y	4	N	N	(2) Small Hub Cover Plates	G90 Steel	UL, GP, MEG
	UTH4203BFLGE	#6-350MCM	Top/Bottom	(1) #14-2	Y	4	Y	N	Small Hub Opening		
	UTH4203TFLGE	#6-350MCM	Top/Bottom	(1) #14-2	Y	4	Y	N	Large Hub Opening		
	UTH4213BGE	#6-350MCM	Top/Bottom	(1) #14-2	Y	4	Y	N	Small Hub Opening	G90 Steel	UL
	UTH4213CFLGE	#6-350MCM	Top/Bottom	(1) #14-2	Y	4	Y	N	Small Hub Cover Plate	G90 Steel	UL, GP, MEG
	UTH4213UFLGE	#6-350MCM	Top/Bottom	(1) #14-2	Y	4	Y	N	Large Hub Cover Plate		
	UTRS202BGE	#8-250MCM	Top/Bottom	(1) #14-2	Y	4	N	N	Small Hub Opening	G90 Steel	UL, CMP
	UTRS212BGE	#8-250MCM	Top/Bottom	(1) #14-2	Y	4	N	N	Small Hub Opening	G90 Steel	UL
	UTRS212CGE	#8-250MCM	Top/Bottom	(1) #14-2	Y	4	N	N	Small Hub Cover Plate		
	UTRS2138BGE	Line: (1) #8-350MCM Load: (2) #8-250MCM	Top/Bottom	(1) #14-2	Y	4	N	N	Small Hub Opening		
	UTRS213AFLGE	#8-350MCM	Bottom	(1) #14-2	Y	4	N	N	Solid Top	G90 Steel	UL, MEG
	UTRS213BGE	#8-350MCM	Top/Bottom	(1) #14-2	Y	4	N	N	Small Hub Opening	G90 Steel	UL, CMP
	UTRS213CFLGE	#8-350MCM	Top/Bottom	(1) #14-2	Y	4	N	N	Small Hub Cover Plate	G90 Steel	UL, MEG
	UTRS213CGE	#8-350MCM	Top/Bottom	(1) #14-2	Y	4	N	N	Small Hub Cover Plate	G90 Steel	UL, CMP
	UTRS223AFLGE	#8-350MCM	Bottom	(1) #14-2	Y	4	N	N	Solid Top	G90 Steel	UL, MEG
	UTRS223AGE	#8-350MCM	Bottom	(1) #14-2	Y	4	N	N	Solid Top	G90 Steel	UL
320	1007672GE[1]	Studs - (1) 600MCM or (2) 350MCM	Top	(1) #14 -1/0	Y	4	Y	N	Large Hub Opening	G90 Steel	UL, CECHA
	1008068GE	(2) #6-350MCM	Top/Bottom	(1) #14 -1/0	Y	4	Y	N	Large Hub Cover Plate	G90 Steel	UL, AEP
	1008435GE	#4-600MCM	Bottom	(1) #14 -1/0	Y	4	Y	N	Solid Top	G90 Steel	UL
	1008836GE[1]	Studs - (1) 600MCM or (2) 350MCM	Top/Bottom	(1) #14 -1/0	Y	4	Y	N	Large Hub Cover Plate	G90 Steel	UL, GP, MEG
	1008837GE[1]	Studs - (1) 600MCM or (2) 350MCM	Top/Bottom	(1) #14 -1/0	Y	4	Y	N	Large Hub Cover Plate	Aluminum	UL, GP, MEG
	1009260GE[1]	Studs - (1) 600MCM or (2) 350MCM	Top/Bottom	(1) #14 -1/0	Y	4	Y	N	Large Hub Cover Plate	G90 Steel	UL
	1009788AGE[1]	Studs - (1) 600MCM or (2) 350MCM	Top/Bottom	No Ground	N	4	Y	N	Large Hub Cover Plate	G90 Steel	UL, DTE
	UAFTH4330TSHGE[1]	Studs - (1) 600MCM or (2) 350MCM	Top/Bottom	(1) #14 -1/0	Y	4	Y	N	Large Hub Opening	Aluminum	UL, AEP
	UAFTH4336TSHGE	#4-600MCM	Top/Bottom	(1) #14 -1/0	Y	4	Y	N	Large Hub Opening		
	UATH4300TFLGE[1]	Studs - (1) 600MCM or (2) 350MCM	Top/Bottom	(1) #14 -1/0	Y	4	Y	N	Large Hub Opening	Aluminum	UL, GP, MEG
	UFTH4330TGE[1]	Studs - (1) 600MCM or (2) 350MCM	Top/Bottom	(1) #14 -1/0	Y	4	Y	N	Large Hub Opening	G90 Steel	UL, AEP
	UFTH4336TGE	#4-600MCM	Top/Bottom	(1) #14 -1/0	Y	4	Y	N	Large Hub Opening		
	UH43068TCPLGE	Line: (1) #4-600MCM Load: (2) #6-250MCM	Top	(2) #14-2	Y	4	Y	N	Large Hub Opening	G90 Steel	UL
	UTH4300TFLGE[1]	Studs - (1) 600MCM or (2) 350MCM	Top/Bottom	(1) #14-1/0	Y	4	Y	N	Large Hub Opening	G90 Steel	UL, GP, MEG
	UTH4330TGE[1]	Studs - (1) 600MCM or (2) 350MCM	Top/Bottom	(1) #14-1/0	Y	4	Y	N	Large Hub Opening	G90 Steel	UL, CMP
	UTH43369TGE	Line: (1) #4-600MCM Load: (2) #6-350MCM	Top	(1) #14-1/0	Y	4	Y	N	Large Hub Opening	G90 Steel	UL
	UTH73069THLGE	Line: (1) #4-600MCM Load: (2) #6-350MCM	Top/Bottom	(1) #14-1/0	Y	4	Y	N	Large Hub Opening		

[1]Lugs not included. This product comes with studs only. Order lugs separately, see accessories on page 2-58. One (1) lug per kit, order appropriate quantity needed. For example, order 3 lugs (A, C, N) if meter is 1-phase or 4 lugs (A, B, C, N) if meter is 3-phase.

Three Phase, 600V, Ringless

Amp	Product Number	Wire Range (CU/AL)	Overhead/ Underground Line Feed	Ground Range (CU/AL)	Triplex Ground	No. of Terminals	Lever Bypass	Horned Bypass	Hub Type	Enclosure N3R	UL & Utility Approved
20	URSTS132CGE	#10 - #12	Top/Bottom	(1) #14-2	Y	13	N	N	Small Hub Cover Plate	G90 Steel	UL
200	1007670GE	#6-350MCM	Top	(1) #14-2	Y	7	Y	N	Large Hub Opening	G90 Steel	UL, CECHA
	UAFTH7213TSHGE	#6-350MCM	Top/Bottom	(1) #14-2	Y	7	Y	N	Large Hub Opening	Aluminum	UL, AEP
	UATH7203BFLGE	#6-350MCM	Top/Bottom	(1) #14-2	Y	7	Y	N	Small Hub Opening	Aluminum	UL, GP, MEG
	UATH7203TFLGE	#6-350MCM	Top/Bottom	(1) #14-2	Y	7	Y	N	Large Hub Opening		
	UATH7213CFLGE	#6-350MCM	Top/Bottom	(1) #14-2	Y	7	Y	N	Small Hub Cover Plate		
	UATH7213UFLGE	#6-350MCM	Top/Bottom	(1) #14-2	Y	7	Y	N	Large Hub Cover Plate		
	UBC7213BGE	#6-350MCM	Top/Bottom	No ground	N	7	Y	N	Small Hub Opening	G90 Steel	UL
	UBH7213TGE	#6-350MCM	Top/Bottom	No ground	N	7	Y	N	Large Hub Opening		
	UFTH7213BGE	#6-350MCM	Top/Bottom	(1) #14-2	Y	7	Y	N	Small Hub Opening	G90 Steel	UL, AEP
	UFTH7213TGE	#6-350MCM	Top/Bottom	(1) #14-2	Y	7	Y	N	Large Hub Opening		
	UFTTH7213TGE	#6-350MCM	Top/Bottom	(2) #14-2	Y	7	Y	N	Large Hub Opening		
	UH7213CGE	#6-350MCM	Top/Bottom	No ground	N	7	Y	N	Small Hub Cover Plate	G90 Steel	UL, DTE
	UH7213CKCGE	#6-350MCM	Top/Bottom	No ground	N	7	Y	N	Small Hub Cover Plate	G90 Steel	UL, KCP&L
	UTH7203BFLGE	#6-350MCM	Top/Bottom	(1) #14-2	Y	7	Y	N	Small Hub Opening	G90 Steel	UL, GP, MEG
	UTH7203TFLGE	#6-350MCM	Top/Bottom	(1) #14-2	Y	7	Y	N	Large Hub Opening		
	UTH7203TGE	#6-350MCM	Top/Bottom	(1) #14-2	Y	7	Y	N	Large Hub Opening	G90 Steel	UL, CMP
	UTH7213BGE	#6-350MCM	Top/Bottom	(1) #14-2	Y	7	Y	N	Small Hub Opening	G90 Steel	UL
	UTH7213TGE	#6-350MCM	Top/Bottom	(1) #14-2	Y	7	Y	N	Large Hub Opening	G90 Steel	UL
	UTH7213THLGE	#6-350MCM	Top/Bottom	(1) #14-2	Y	7	Y	N	Large Hub Opening		
	UTH7213UGE	#6-350MCM	Top/Bottom	(1) #14-2	Y	7	Y	N	Large Hub Cover Plate	G90 Steel	UL, CMP
320	UAFTH7330TSHGE[1]	Studs - (1) 600MCM or (2) 350MCM	Top/Bottom	(1) #14 -1/0	Y	7	Y	N	Large Hub Opening	Aluminum	UL, AEP
	UAFTH7336TSHGE	#4-600MCM	Top/Bottom	(1) #14 -1/0	Y	7	Y	N	Large Hub Opening		
	UATH7300TFLGE[1]	Studs - (1) 600MCM or (2) 350MCM	Top/Bottom	(1) #14 -1/0	Y	7	Y	N	Large Hub Opening	Aluminum	UL, MEG
	UATH7300UFLGE[1]	Studs - (1) 600MCM or (2) 350MCM	Top/Bottom	(1) #14 -1/0	Y	7	Y	N	Large Hub Cover Plate		
	UATH7330UFLGE[1]	Studs - (1) 600MCM or (2) 350MCM	Side	(1) #14 -1/0	Y	7	Y	N	Large Hub Cover Plate	Aluminum	UL, GP, MEG
	UFTH7330TGE[1]	Studs - (1) 600MCM or (2) 350MCM	Top/Bottom	(1) #14 -1/0	Y	7	Y	N	Large Hub Opening	G90 Steel	UL, AEP
	UFTH7336TGE	#4-600MCM	Top/Bottom	(1) #14 -1/0	Y	7	Y	N	Large Hub Opening		
	UFTTH7330TGE[1]	Studs - (1) 600MCM or (2) 350MCM	Top/Bottom	(2) #14-1/0	Y	7	Y	N	Large Hub Opening		
	UFTTH7336TGE	#4-600MCM	Top/Bottom	(2) #14-1/0	Y	7	Y	N	Large Hub Opening		
	UTH7300TFLGE[1]	Studs - (1) 600MCM or (2) 350MCM	Top/Bottom	(1) #14-1/0	Y	7	Y	N	Large Hub Opening	G90 Steel	UL, GP, MEG
	UTH7330TGE[1]	Studs - (1) 600MCM or (2) 350MCM	Top/Bottom	(1) #14-1/0	Y	7	Y	N	Large Hub Opening	G90 Steel	UL
	UTH7330UFLGE[1]	Studs - (1) 600MCM or (2) 350MCM	Top/Bottom	(1) #14-1/0	Y	7	Y	N	Large Hub Cover Plate	G90 Steel	UL, GP, MEG
	UTH73369THLGE	Line: (1) #4-600MCM Load: (2) #6-350MCM	Top/Bottom	(1) #14-1/0	Y	7	Y	N	Large Hub Opening	G90 Steel	UL

[1]Lugs not included. This product comes with studs only. Order lugs separately, see accessories on page 2-58. One (1) lug per kit, order appropriate quantity needed. For example, order 3 lugs (A, C, N) if meter is 1-phase or 4 lugs (A, B, C, N) if meter is 3-phase.

Single or Three Phase, 600V, Ringless

Amp	Product Number	Wire Range (CU/AL)	Overhead/ Underground Line Feed	Ground Range (CU/AL)	Triplex Ground	No. of Terminals	Lever Bypass	Horned Bypass	Hub Type	Enclosure N3R	UL & Utility Approved
200	UAFTH5213BNDGE	#6-350MCM	Top/Bottom	(1) #14-2	Y	5	Y	N	Small Hub Opening	Aluminum	UL, AEP
	UATH5203BFLGE	#6-350MCM	Top/Bottom	(1) #14-2	Y	5	Y	N	Small Hub Opening	Aluminum	UL, MEG
	UATH5203TFLGE	#6-350MCM	Top/Bottom	(1) #14-2	Y	5	Y	N	Large Hub Opening		
	UATH5213CFLGE	#6-350MCM	Top/Bottom	(1) #14-2	Y	5	Y	N	Small Hub Cover Plate		
	UATH5213UFLGE	#6-350MCM	Top/Bottom	(1) #14-2	Y	5	Y	N	Large Hub Cover Plate		
	UFTH5213BNDGE	#6-350MCM	Top/Bottom	(1) #14-2	Y	5	Y	N	Small Hub Opening	G90 Steel	UL, AEP
	UTH5203BFLGE	#6-350MCM	Top/Bottom	(1) #14-2	Y	5	Y	N	Small Hub Opening	G90 Steel	UL, MEG
	UTH5203BGE	#6-350MCM	Top/Bottom	(1) #14-2	Y	5	Y	N	Small Hub Opening	G90 Steel	UL, CMP
	UTH5203TFLGE	#8-350MCM	Top/Bottom	(1) #14-2	Y	5	Y	N	Large Hub Opening	G90 Steel	UL, MEG
	UTH5213BNDGE	#6-350MCM	Top/Bottom	(1) #14-2	Y	5	Y	N	Small Hub Opening	G90 Steel	UL
	UTH5213CFLGE	#6-350MCM	Top/Bottom	(1) #14-2	Y	5	Y	N	Small Hub Cover Plate	G90 Steel	UL, MEG
	UTH5213CGE	#6-350MCM	Top/Bottom	(1) #14-2	Y	5	Y	N	Small Hub Cover Plate	G90 Steel	UL, CMP
	UTH5213UFLGE	#6-350MCM	Top/Bottom	(1) #14-2	Y	5	Y	N	Large Hub Cover Plate	G90 Steel	UL, MEG
	UTH5233CGE	#6-350MCM	Top/Bottom	(1) #14-2	Y	5	Y	N	Small Hub Cover Plate	G90 Steel	UL, CMP
320	UATH5300TFLGE[1]	Studs - (1) 600MCM or (2) 350MCM	Top/Bottom	(1) #14 -1/0	Y	5	Y	N	Large Hub Opening	Aluminum	UL, MEG
	UATH5330UFLGE[1]	Studs - (1) 600MCM or (2) 350MCM	Top/Bottom	(1) #14 -1/0	Y	5	Y	N	Large Hub Cover Plate		
	UTH5300TFLGE[1]	Studs - (1) 600MCM or (2) 350MCM	Top/Bottom	(1) #14-1/0	Y	5	Y	N	Large Hub Opening	G90 Steel	UL, MEG
	UTH5330UFLGE[1]	Studs - (1) 600MCM or (2) 350MCM	Top/Bottom	(1) #14-2	Y	5	Y	N	Large Hub Cover Plate		

[1]Lugs not included. This product comes with studs only. Order lugs separately, see accessories on page 2-58. One (1) lug per kit, order appropriate quantity needed. For example, order 3 lugs (A, C, N) if meter is 1-phase or 4 lugs (A, B, C, N) if meter is 3-phase.

Technical Data

Product Number	Height (A) Inches	Width (B) Inches	Depth (C) Inches	Gross Weight lbs.	Enclosure Style	Knockout Figure
1004709DGE	14.00	8.00	4.38	13.05	A	P
1004710EGE	14.00	11.00	4.38	13.05	A	Q
1006385BGE	10.88	8.00	3.50	7.00	A	R
1007003CGE	16.50	14.00	3.50	13.05	B	D
1007361CGE	16.50	14.00	3.50	22.00	B	D
1007665AGE	14.00	8.00	4.38	12.00	A	S
1007665GE	14.00	8.00	4.38	10.00	A	S
1007670GE	19.00	13.00	4.94	24.00	A	N
1007672GE	38.25	15.50	6.38	38.00	C	F
1008068GE	34.50	16.44	6.50	39.00	C	G
1008435GE	36.63	15.00	5.69	33.00	D	F
1008801GE	19.00	13.00	4.94	25.00	A	AH
1008836GE	36.63	15.00	6.50	41.00	C	AF
1008837GE	36.63	15.00	6.50	26.00	C	AF
1009260GE	36.63	15.00	5.69	38.00	C	F
1009788AGE	34.50	13.00	4.94	30.42	A	U
1011692GE	19.00	13.00	4.94	25.00	A	N
GEKR1CS1BT	15.00	11.00	4.38	14.00	A	H
GEKS1AS1BTV	10.88	8.00	3.50	7.00	A	I
GEKS1AS1BTZ	10.88	8.00	3.50	7.00	A	W
GEKS1CS1BJTV	14.00	8.00	4.38	11.00	A	J
GEKS1CS1DTV	15.00	11.00	4.38	14.00	A	H
GEKS1DS1ATV	13.00	13.00	4.94	15.00	D	K
U92197CCCPLGE	17.13	13.00	4.94	17.00	E	L
UAFTH4330TSHGE	36.63	15.00	5.69	22.00	C	F
UAFTH4336TSHGE	36.63	15.00	5.69	28.00	C	F
UAFTH5213BNDGE	19.00	13.00	4.94	19.00	A	N
UAFTH7213TSHGE	19.00	13.00	4.94	19.00	A	N
UAFTH7330TSHGE	39.88	20.00	6.50	37.00	C	V
UAFTH7336TSHGE	39.88	20.00	6.50	39.00	C	V
UATH4203BFLGE	19.00	10.50	4.94	18.00	A	Z
UATH4203TFLGE	19.00	10.50	4.94	18.00	A	Z
UATH4213CFLGE	19.00	13.00	4.94	18.00	A	AG
UATH4213UFLGE	19.00	13.00	4.94	18.00	A	AG
UATH4300TFLGE	34.50	13.00	4.94	39.00	F	O
UATH5203BFLGE	19.00	10.50	4.94	17.00	A	Z
UATH5203TFLGE	19.00	10.50	4.94	17.00	A	Z
UATH5213CFLGE	19.00	13.00	4.94	18.00	A	N
UATH5213UFLGE	19.00	13.00	4.94	18.00	A	N
UATH5300TFLGE	34.50	13.00	4.94	18.00	A	O
UATH5330UFLGE	39.88	20.00	6.50	36.00	C	V
UATH7203BFLGE	19.00	10.50	4.94	18.00	A	Z
UATH7203TFLGE	19.00	10.50	4.94	18.00	A	Z
UATH7213CFLGE	19.00	13.00	5.00	18.00	A	O
UATH7213UFLGE	19.00	13.00	5.00	18.00	A	O
UATH7300TFLGE	34.50	15.00	5.69	23.00	F	O
UATH7300UFLGE	39.88	20.00	6.50	36.00	C	O
UATH7330UFLGE	39.88	20.00	6.50	36.00	B	AK
UATRS202BFLGE	14.00	8.00	4.38	11.00	A	AA
UATRS212CFLGE	14.00	11.00	4.38	9.00	A	AB

(continued on next page)

Technical Data (continued)

Product Number	Height (A) Inches	Width (B) Inches	Depth (C) Inches	Gross Weight lbs.	Enclosure Style	Knockout Figure
UATRS213AFLGE	15.00	11.00	4.38	9.00	A	AC
UATRS213CFLGE	15.00	11.00	4.38	9.00	A	AC
UATRS223AFLGE	13.00	13.00	4.38	10.00	D	Y
UATZRS101CFLGE	10.90	8.00	3.50	7.00	A	W
UBC7213BGE	19.00	13.00	4.94	21.00	A	N
UBH7213TGE	19.00	13.00	4.94	24.00	A	N
UBHRS101BGE	10.88	8.00	3.50	7.00	A	W
UBHRS202BGE	14.00	8.00	4.38	11.00	A	M
UBHRS212BGE	14.00	11.00	4.38	13.00	A	W
UFHTRS101BGE	10.88	8.00	3.50	8.00	A	W
UFHTRS202BGE	14.00	8.00	4.38	12.00	A	J
UFHTRS223AGE	13.00	13.00	4.94	16.00	A	J
UFHTRS233CGE	17.13	13.00	4.94	18.00	C	K
UFTH4213CGE	19.00	13.00	4.94	25.00	A	N
UFTH4330TGE	36.63	15.00	5.69	41.00	C	F
UFTH4336TGE	36.63	15.00	5.69	42.00	C	F
UFTH5213BNDGE	19.00	13.00	4.94	26.00	A	N
UFTH7213BGE	19.00	13.00	4.94	26.00	A	N
UFTH7213TGE	19.00	13.00	4.94	26.00	A	N
UFTH7330TGE	39.88	20.00	6.50	65.00	C	V
UFTH7336TGE	39.88	20.00	6.50	42.00	C	V
UFTTH7213TGE	19.00	13.00	4.94	26.00	A	N
UFTTH7330TGE	39.88	20.00	6.50	65.00	C	V
UFTTH7336TGE	39.88	20.00	6.50	67.00	C	V
UGHRS212CKCGE	14.00	11.00	4.38	13.00	A	A
UGHTRS101BGE	10.88	8.00	3.50	7.00	A	W
UGHTRS213BGE	15.00	11.00	4.38	14.00	A	H
UGTH4213CGE	19.00	13.00	4.94	24.00	A	AJ
UGTRS213CGE	15.00	11.00	4.38	14.00	A	H
UH4213CGE	19.00	13.00	4.94	24.00	A	N
UH43068TCPLGE	34.50	13.00	4.94	35.00	F	O
UH7213CGE	19.00	13.00	4.94	23.00	A	AJ
UH7213CKCGE	19.00	13.00	4.94	24.00	A	B
UHTRS101BGE	10.88	8.00	3.50	7.00	A	W
UHTRS202BGE	14.00	8.00	4.38	9.94	A	J
UHTRS223AGE	13.00	13.00	4.94	13.95	D	K
URS101BCPLGE	10.88	8.00	3.50	7.00	A	W
URS101CCPLGE	10.88	8.00	3.50	7.00	A	W
URSTS132CGE	20.00	12.00	4.36	23.00	A	AI
UT92197CCFLGE	17.13	13.00	4.94	18.00	D	AE
UTH4203BFLGE	19.00	10.50	4.94	23.00	A	Z
UTH4203TFLGE	19.00	10.50	4.94	23.00	A	Z
UTH4213BGE	19.00	13.00	4.94	23.00	A	N
UTH4213CFLGE	19.00	13.00	4.94	28.00	A	N
UTH4213UFLGE	19.00	13.00	4.94	28.00	A	N
UTH4300TFLGE	34.50	13.00	4.94	32.00	F	O
UTH4330TGE	36.63	15.00	5.69	39.00	C	F
UTH43369TGE	36.63	15.00	5.69	40.00	C	F
UTH5203BFLGE	19.00	10.50	4.94	23.00	A	Z
UTH5203BGE	19.00	10.50	4.94	23.00	A	Z

(continued on next page)

Technical Data (continued)

Product Number	Height (A) Inches	Width (B) Inches	Depth (C) Inches	Gross Weight lbs.	Enclosure Style	Knockout Figure
UTH5203TFLGE	19.00	10.50	4.94	23.00	A	Z
UTH5213BNDGE	19.00	13.00	4.94	22.00	A	N
UTH5213CFLGE	19.00	13.00	4.94	25.00	A	N
UTH5213CGE	19.00	13.00	4.94	22.00	A	N
UTH5213UFLGE	19.00	13.00	4.94	25.00	A	N
UTH5233CGE	19.00	13.00	4.94	43.00	C	AE
UTH5300TFLGE	34.50	13.00	4.94	32.00	F	O
UTH5330UFLGE	39.88	20.00	6.50	46.00	C	V
UTH7203BFLGE	19.00	10.50	4.94	23.00	A	Z
UTH7203TFLGE	19.00	10.50	4.94	23.00	A	Z
UTH7203TGE	19.00	10.50	4.94	23.00	A	Z
UTH7213BGE	19.00	13.00	4.94	24.00	A	N
UTH7213CGE	19.00	13.00	4.94	25.00	A	N
UTH7213TGE	19.00	13.00	4.94	23.00	A	N
UTH7213THLGE	19.00	13.00	4.94	22.87	A	N
UTH7213UGE	19.00	13.00	4.94	25.00	A	N
UTH7300TFLGE	34.50	15.00	5.69	35.00	F	O
UTH73069THLGE	34.50	15.00	5.69	39.00	A	X
UTH7330TGE	39.88	20.00	6.50	62.00	C	V
UTH7330UFLGE	39.90	20.00	6.50	64.00	C	V
UTH73369THLGE	39.88	20.00	6.50	64.00	C	V
UTRS101BGE	10.88	8.00	3.50	7.00	A	W
UTRS202BGE	14.00	8.00	4.38	9.85	A	J
UTRS212BGE	14.00	11.00	4.38	10.00	A	M
UTRS212CGE	14.00	11.00	4.38	13.00	A	M
UTRS2138BGE	20.00	13.00	4.94	19.00	A	AF
UTRS213AFLGE	15.00	11.00	4.38	14.00	A	AC
UTRS213BGE	15.00	11.00	4.38	12.00	A	H
UTRS213CFLGE	15.00	11.00	4.38	14.00	A	AC
UTRS213CGE	15.00	11.00	4.38	13.00	A	H
UTRS223AFLGE	13.00	13.00	4.94	15.00	D	Y
UTRS223AGE	13.00	13.00	4.94	14.00	D	Y
UTRS502BGE	14.00	8.00	4.38	9.94	A	J
UTZRS101CFLGE	10.88	8.00	3.50	7.00	A	AD

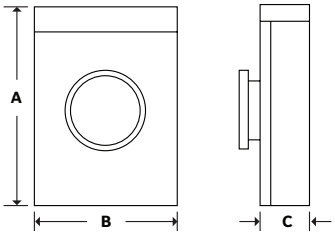

Figure A

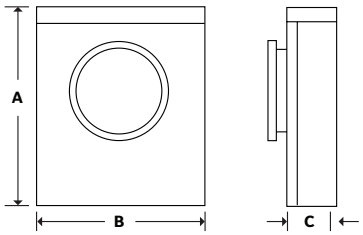

Figure B

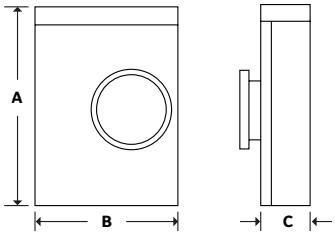

Figure C

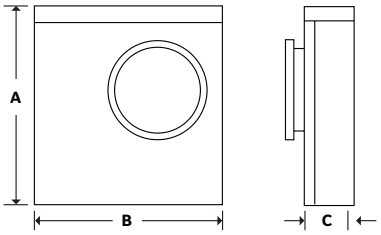

Figure D

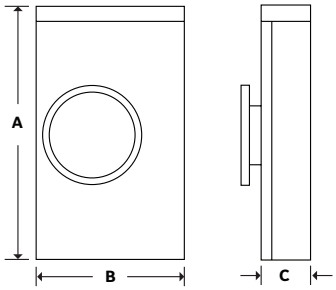

Figure E

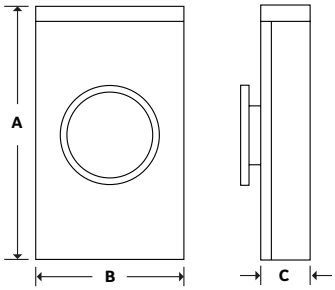

Figure F

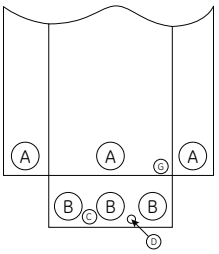

Figure A

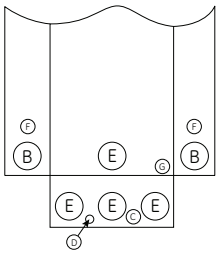

Figure B

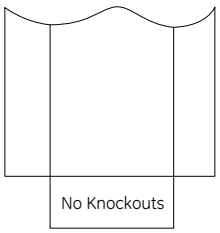

Figure D

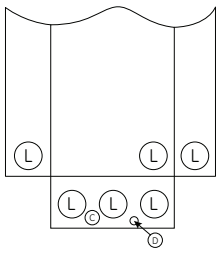

Figure F

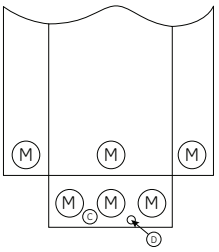

Figure G

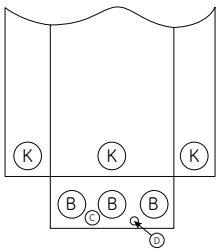

Figure H

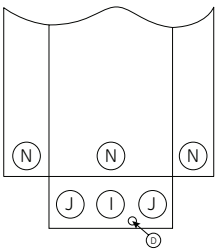

Figure I

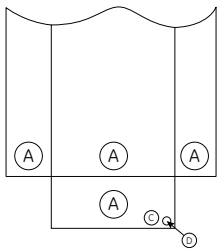

Figure J

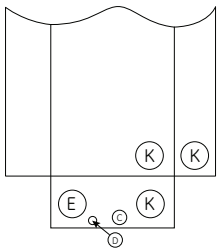

Figure K

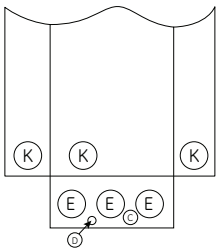

Figure L

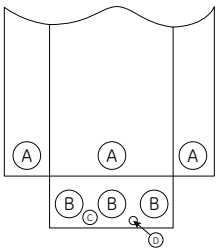

Figure M

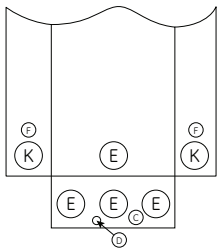

Figure N

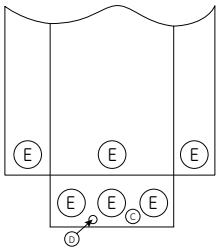

Figure O

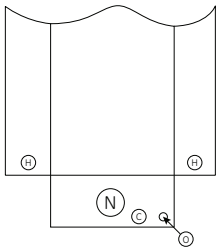

Figure P

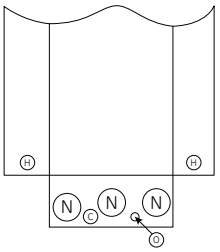

Figure Q

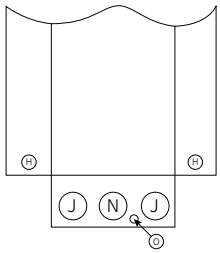

Figure R

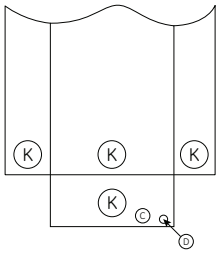

Figure S

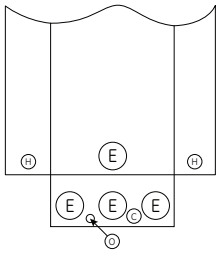

Figure U

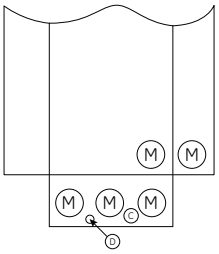

Figure V

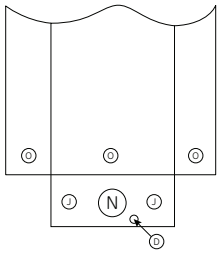

Figure W

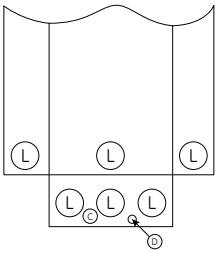

Figure X

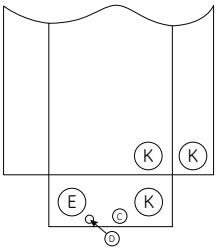

Figure Y

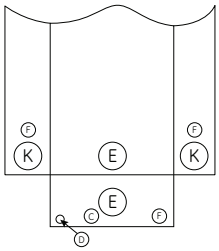

Figure Z

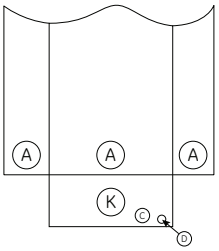

Figure AA

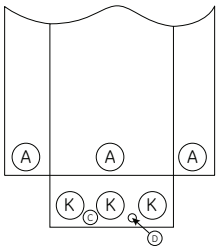

Figure AB

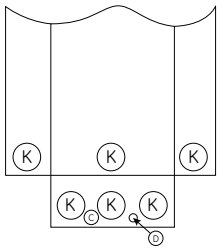

Figure AC

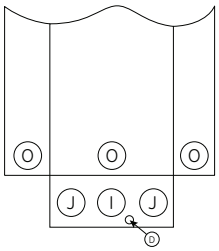

Figure AD

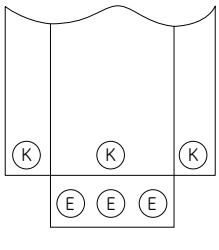

Figure AE

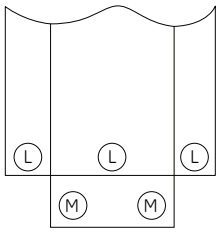

Figure AF

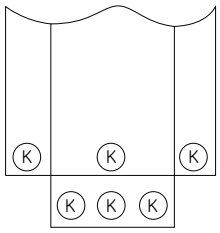

Figure AG

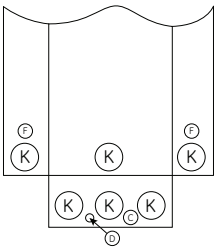

Figure AH

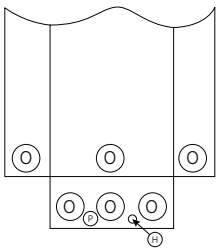

Figure AI

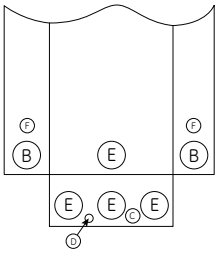

Figure AJ

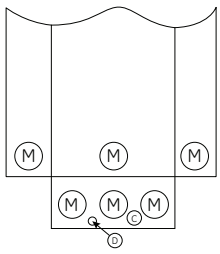

Figure AK

Knockout Dimensions (inches)	
A = 1-1/2, 2, 2-1/2	I = 1-1/4, 1-1/2, 2
B = 1-1/4, 1-1/2, 2, 2-1/2	J = 1/2, 3/4, 1, 1-1/4
C = 1/2	K = 1, 1-1/4, 1-1/2, 2, 2-1/2
D = 5/16	L = 2, 2-1/2, 3, 3-1/2
E = 2, 2-1/2, 3	M = 2, 2-1/2, 3, 3-1/2, 4
F = 1/2, 3/4	N = 1, 1-1/4, 1-1/2, 2
G = 7/16	O = 1/2, 3/4, 1, 1-1/4, 1-1/2
H = 3/4	P = 5/16, 1/2

Accessories

Product Number	Description
ARP00326GE	5th Terminal Kit H4330 Parts
ARP00427GE	Connector Kit (2) 350MCM-#6 Lever Bypass
ARP01595GE	HQ Bolt Shield
ARP00984GE	Anti-Inversion Clip (10 per package)
ARP00129GE	GE Connector Kit #4-600MCM
ARP01590GE	DTE Auxillary Service Kit
ARP00035GE	5th Jaw
1006630AGE	Auxillary Contacts Enclosure G90
ARP00920GE	GE Plastic Meter Socket Cover Plate
ARP00118GE	GE Single Socket 600MCM Lug Kit
ARP00429GE	Single Socket 600MCM or (2) 250MCM Lug Kit

ARP00035GE

ARP00920GE

Hub Kits

Product Number	Description
ARP00003GE	1" Hub Kit, Small
ARP00004GE	1.25" Hub Kit, Small
ARP00005GE	1.5" Hub Kit, Small
ARP00006GE	2" Hub Kit, Small
ARP00007GE	2.5" Hub Kit, Small
ARP00017GE	2" Hub Kit, Large
ARP00018GE	2.5" Hub Kit, Large
ARP00019GE	3" Hub Kit, Large
ARP00020GE	3.5" Hub Kit, Large
ARP00021GE	4" Hub Kit, Large

Small Hub

Large Hub

Hub Cover Plates

Product Number	Description
ARP00002GE	Small Hub Cover Plate for 3 5/16" Hub Openings - Steel
ARP00008GE	Small Hub Cover Plate for 3 5/16" Hub Openings - Aluminum
ARP00016GE	Large Hub Cover Plate for 5" Hub Openings - Steel
ARP00023GE	Large Hub Cover Plate for 5" Hub Openings - Aluminum

Specifications and Features

- 20 Amp
- 6 or 13 Terminals
- FP&L and TECO Approved
  - TECO serves Hillsborough county as well as parts of Pasco, Pinellas and Polk counties
  - FP&L serves 35 counties in the state of Florida

Single Phase, 20 Amps, 600V FP&L Approved[1]

Amp	Product Number	End Lug Size (CU/AL)	Side Lug Size (CU/AL)	Overhead/ Underground Line Feed	Number of Terminals	Hub Type	Enclosure NEMA 3R	UL & Utility Approved
20	UASTH61C755GE	#14-2	#14-2	Top/Bottom	6	Small Hub Cover Plate	Aluminum	UL, FP&L
	USTH61C756GE	#14-2	#14-2	Top/Bottom	6	Small Hub Cover Plate	Steel	UL, FP&L
	UASTH131B757GE	#14-2	#14-2	Top/Bottom	13	Small Hub Opening	Aluminum	UL, FP&L
	USTH131C758GE	#14-2	#14-2	Top/Bottom	13	Small Hub Cover Plate	Steel	UL, FP&L

[1]Units come with a test switch (not pre-wired) and have a one piece ringless cover.

Single Phase, 20 Amps, 600V TECO Approved[2]

Amp	Product Number	End Lug Size (CU/AL)	Side Lug Size (CU/AL)	Overhead/ Underground Line Feed	Number of Terminals	Hub Type	Enclosure NEMA 3R	UL & Utility Approved
20	URSTH62B759GE	#14-2	#14-2	Top/Bottom	6	Small Hub Opening	Steel	UL, TECO
	UARSTH62B760GE	#14-2	#14-2	Top/Bottom	6	Small Hub Opening	Aluminum	UL, TECO
	URSTH132C761GE	#14-2	#14-2	Top/Bottom	13	Small Hub Cover Plate	Steel	UL, TECO
	UARSTH132C762GE	#14-2	#14-2	Top/Bottom	13	Small Hub Cover Plate	Aluminum	UL, TECO

[2]Units are pre-wired with test switch (per TECO specs) and have a two piece ring type cover.

Accessories and Hub Kits

Product Number	Description
ARP00002GE	Small Bolt-on Hub Cover Plate 3 5/16" X 3 5/16" - Steel
ARP00003GE	1" Hub Kit - Small
ARP00004GE	1.25" Hub Kit - Small
ARP00005GE	1.5" Hub Kit - Small
ARP00006GE	2" Hub Kit - Small
ARP00007GE	2.5" Hub Kit - Small
ARP00008GE	Small Bolt-on Hub Cover Plate 3 5/16" X 3 5/16" - Aluminum
ARP00920GE	Plastic Meter Socket Cover Plate

ARP00920MEP

Small Hub

Technical Data

Product Number	Height (inches)	Width (inches)	Depth (inches)	Gross Weight (lbs.)	Standard Pack
UASTH61C755GE	20.00	12.00	4.36	19.00	1
USTH61C756GE	20.00	12.00	4.36	26.00	
UASTH131B757GE	20.00	12.00	4.36	19.00	
USTH131C758GE	20.00	12.00	4.36	27.00	
URSTH62B759GE	20.00	12.00	4.36	23.00	
UARSTH62B760GE	20.00	12.00	4.36	19.00	
URSTH132C761GE	20.00	12.00	4.36	27.00	
UARSTH132C762GE	20.00	12.00	4.36	19.00	

Knockouts (Inches):	
B	1/2, 3/4
Q	1, 1 1/4, 1 1/2
AC	1/4, 1/2
RX	ø7.750 HUB OP

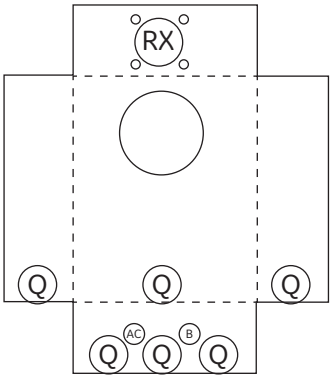

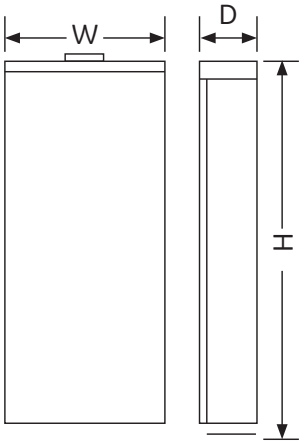



Application Information

GE's Horizontal Metering products offer 600V metering solutions for strip malls and small commercial buildings requiring two to six metering locations. These products accept meters with 100A to 200A ratings and they have a compact vertical footprint.

Specifications and Features

— Single Phase
— Top/Bottom Feed
— UL Listed
— Selected items are utility approved
— NEMA 3R enclosure
— Multiple hub opening and closure plate sizes available
— Hub opening in top endwall, requires use of a bolt-on hub or closing plate
— 1Ø, 600 Vac maximum
— Main lugs only
— End or center feed
— Overhead and underground service feeds
— 10 kAIC short circuit rating (or higher with utility approval)

Nomenclature

U	T	2R	1	1	21	B	FL	GE

Standard Prefix
U = UL Labeled

Additional Features
B = Barrel Lock
F = Barrel Lock and Lock Guard
G = Grounded Fifth Terminal
H = Horn Bypass
R = Ring Style
T = Grounding Connector (#14-#2 CU-AL)
Z = 5/16" Hex Head Connector Screw

Product Group Designation
2, 3, 4, 5 or 6 Position Residential Service

Ampere Rating
1 = 100 Amps
2 = 200 Amps
5 = 150 Amps

Service Design
1 = Combination Overhead/Underground
2 = Underground, Side Wired
3 = Combination, Overhead/Underground, Side Wired
6 = Left or Right Feed

Maximum Conductor (Line & Load)
1 = #2/0 Connectors
2 = #250 kcmil Connectors
3 = #350 kcmil Connectors
5 = #500 kcmil Connectors
9 = Dual #500 kcmil Connectors

Standard Suffixes
B = Small Hub Opening
C = Small Hub Cover Plate
T = Large Hub Opening
U = Large Hub Cover Plate

Utility Approval (if applicable)
FL = Meter Equipment Group Approved
KC = KCP&L

GE = General Electric

100A and 150A Units, Single Phase, 600V, Ringless

Amp	Gang	Product Number	Feed Type	Overhead/ Underground Line Feed	Line Wire Range	Ground Lug Size	Triplex Ground	No. of Terminals	Lever Bypass	Horned Bypass	Hub Type	Enclosure N3R	UL & Utility Approved
100	2	U2R1421CGE	End	Top/Bottom	#6-250MCM Line #8-2/0 Load	No Ground	N	4	N	N	(2) Small Hub Cover Plates	G90 Steel	UL
		UBH2R1121BGE	Center	Top/Bottom	#6-250MCM Line #8-2/0 Load	No Ground	N	4	N	Y	Small Hub Opening		UL
		UT2R1121BGE	Center	Top/Bottom	#6-250MCM #8-2/0 Line Load	(1) #14-2	Y	4	N	N	Small Hub Opening		UL, CMP
		UTZ2R1121CFLGE	Center	Top/Bottom	#6-250MCM Line #8-2/0 Load	(1) #14-2	Y	4	N	N	Large Hub Cover Plate		UL, MEG
	3	UBH3R1121BGE	Center	Top/Bottom	#6-250MCM Line #8-2/0 Load	No Ground	N	4	N	Y	Small Hub Opening		UL
		UT3R1121BGE	Center	Top/Bottom	#6-250MCM Line #8-2/0 Load	(1) #14-2	Y	4	N	N	Small Hub Opening		UL, CMP
		UTZ3R1121CFLGE	Center	Top/Bottom	#6-250MCM Line #8-2/0 Load	(1) #14-2	Y	4	N	N	Large Hub Cover Plate		UL, MEG
	4	UT4R1121BGE	Center	Top/Bottom	#6-250MCM Line #8-2/0 Load	(1) #14-2	Y	4	N	N	Small Hub Opening		UL, CMP
		UTZ4R1121CFLGE	Center	Top/Bottom	#6-250MCM Line #8-2/0 Load	(1) #14-1/0	Y	4	N	N	Large Hub Cover Plate		UL, MEG
	5	UT5R1121BGE	Center	Top/Bottom	#6-250MCM Line #8-2/0 Load	(1) #14-2	Y	4	N	N	Small Hub Opening		UL, CMP
		UTZ5R1121CFLGE	Center	Top/Bottom	#6-250MCM Line #8-2/0 Load	(1) #14-2/0	Y	4	N	N	(2) Large Hub Cover Plates		UL, MEG
	6	UT6R1131BGE	Center	Top/Bottom	#6-350MCM Line #8-2/0 Load	(1) #14-2	Y	4	N	N	Small Hub Opening		UL, CMP
		UTZ6R1131CFLGE	Center	Top/Bottom	#6-250MCM Line #8-2/0 Load	(1) #14-2/0	Y	4	N	N	(2) Large Hub Cover Plates		UL, MEG
150	2	UG2R5332CKCGE	Center	Top/Bottom	#6-350MCM Line #8-250MCM Load	No Ground	N	5	N	N	Small Hub Cover Plate		UL, KCP&L
		UT2R5332BGE	Center	Top/Bottom	#6-350MCM Line #8-250MCM Load	(1) #14-2	Y	4	N	N	Small Hub Opening		UL
	3	UT3R5632BGE	End	Top/Bottom	#6-350MCM Line #8-250MCM Load	(1) #14-2	Y	4	N	N	(1) Small Hub Opening (1) Small Hub Cover Plate		UL
	4	UT4R5632BGE	End	Top/Bottom	#6-350MCM Line #8-250MCM Load	(1) #14-2	Y	4	N	N	(1) Small Hub Opening (1) Small Hub Cover Plate		UL

200A Units, Single Phase, 600V, Ringless

Amp	Gang	Product Number	Feed Type	Overhead/ Underground Line Feed	Line Wire Range	Ground Lug Size	Triplex Ground	No. of Terminals	Lever Bypass	Horned Bypass	Hub Type	Enclosure N3R	UL & Utility Approved
200	2	1006737BGE	Center	Top/Bottom	3/8" STUDS #8-250MCM Line Load	No Ground	N	4	N	N	Large Hub Cover Plate	G90 Steel	UL, DTE
		U2R2332UGE	Center	Top/Bottom	#6-350MCM Line #8-250MCM Load	No Ground	N	4	N	N	Large Hub Cover Plate		UL
		UBH2R2332TGE	Center	Top/Bottom	#6-350MCM Line #8-250MCM Load	No Ground	N	4	N	Y	Large Hub Opening		UL
		UFHT2R2332TGE	Center	Top/Bottom	#8-350MCM Line #8-250MCM Load	(1) #14-2	Y	4	N	Y	Large Hub Opening		UL, AEP
		UHT2R2332TGE	Center	Top/Bottom	#6-350MCM Line #8-250MCM Load	(1) #14-2	Y	4	N	Y	Large Hub Opening		UL
		UT2R2332TGE	Center	Top/Bottom	#6-350MCM Line #8-250MCM Load	(1) #14-2	Y	4	N	N	Large Hub Opening		UL, CMP
		UT2R2332UGE	Center	Top/Bottom	#6-350MCM Line #8-250MCM Load	(1) #14-2	Y	4	N	N	Large Hub Cover Plate		UL, SCE&G
		UT2R2332UFLGE	Center	Top/Bottom	#6-250MCM Line #8-2/0 Load	(1) #14-2	Y	4	N	N	Small Hub Cover Plate		UL, MEG
	3	UBH3R2332TGE	Center	Top/Bottom	#6-350MCM Line #8-250MCM Load	No Ground	N	4	N	Y	Large Hub Opening		UL
		UFHT3R2332TGE	Center	Top/Bottom	#6-350MCM Line #8-250MCM Load	(1) #14-2	Y	4	N	Y	Large Hub Opening		UL, AEP
		UHT3R2332TGE	Center	Top/Bottom	#6-350MCM Line #8-250MCM Load	(1) #14-2	Y	4	N	Y	Large Hub Opening		UL
		UT3R2332TGE	Center	Top/Bottom	#6-350MCM Line #8-250MCM Load	(1) #14-2	Y	4	N	N	Large Hub Opening		UL, CMP
		UT3R2232UGE	Center	Top/Bottom	#6-350MCM Line #8-250MCM Load	(1) #14-2	Y	4	N	N	Large Hub Cover Plate		UL, SCE&G
		UT3R2332UFLGE	Center	Top/Bottom	#6-250MCM Line #8-2/0 Load	(1) #14-2	Y	4	N	N	Small Hub Cover Plate		UL, MEG
	4	UFHT4R2352TGE	Center	Top/Bottom	1/0-500MCM Line #8-250MCM Load	(1) #14-1/0	Y	4	N	Y	Large Hub Opening		UL, AEP
		UHT4R2352TGE	Center	Top/Bottom	1/0-500MCM Line #8-250MCM Load	(1) #14-2	Y	4	N	Y	Large Hub Opening		UL
		UT4R2352TGE	Center	Top/Bottom	1/0 - 500MCM Line #8-250MCM Load	(1) #14-1/0	Y	4	N	N	Large Hub Opening		UL, CMP
		UT4R2352UGE	Center	Top/Bottom	1/0-500 MCM Line #8-250MCM Load	(1) #14-1/0	Y	4	N	N	Large Hub Cover Plate		UL, SCE&G
		UT4R2352UFLGE	Center	Top/Bottom	#6-250MCM Line #8-2/0 Load	(1) #14-2	Y	4	N	N	Small Hub Cover Plate		UL, MEG
	5	GEKR5CS1ET	Center	Top/Bottom	1/0-500MCM Line #8-250MCM Load	(1) #14-2/0	Y	4	N	N	(2) Large Hub Cover Plates		UL
		UFHT5R2392TTGE	Center	Top/Bottom	1/0-500MCM Line #8-250MCM Load	(1) #14-2/0	Y	4	N	Y	(2) Large Hub Openings		UL, AEP
		UT5R2392TTGE	Center	Top/Bottom	1/0-500MCM Line #8-250MCM Load	(1) #14-2/0	Y	4	N	N	(2) Large Hub Openings		UL, CMP
		UT5R2392UUFLGE	Center	Top/Bottom	#6-250MCM Line #8-2/0 Load	(1) #14-2	Y	4	N	N	Small Hub Cover Plate		UL, MEG
	6	GEKR6CS1ET	Center	Top/Bottom	1/0-500MCM Line #8-250MCM Load	(1) #14-2/0	Y	4	N	N	(2) Large Hub Cover Plates		UL
		UFHT6R2392TTGE	Center	Top/Bottom	1/0-500MCM Line #8-250MCM Load	(1) #14-2/0	Y	4	N	Y	(2) Large Hub Openings		UL, AEP
		UHT6R2392TTGE	Center	Top/Bottom	1/0-500MCM Line #8-250MCM Load	(1) #14-2/0	Y	4	N	Y	(2) Large Hub Openings		UL
		UT6R2392TTGE	Center	Top/Bottom	1/0-500MCM Line #8-250MCM Load	(1) #14-2/0	Y	4	N	N	(2) Large Hub Openings		UL, CMP
		UT6R2392UUFLGE	Center	Top/Bottom	#6-350MCM Line #8-2/0 Load	(1) #14-2	Y	4	N	N	Small Hub Cover Plate		UL, MEG

Modular Metering
Horizontal Metering
Technical Data and Enclosure Styles

Technical Data

Product Number	Height (A) Inches	Width (B) Inches	Depth (C) Inches	Gross Weight lbs.	Enclosure Style	Knockout Figure
1006737BGE	14.13	24.31	5.38	28.50	D	K
GEKR5CS1ET	14.13	54.78	5.38	62.00	A	A
GEKR6CS1ET	14.13	62.94	5.38	72.00	B	B
U2R1421CGE	14.13	20.16	5.38	27.00	C	C
U2R2332UGE	14.13	24.31	5.38	28.00	D	D
UBH2R1121BGE	14.13	24.31	4.50	27.00	D	E
UBH2R2332TGE	14.13	24.31	5.38	28.00	D	D
UBH3R1121BGE	14.13	32.47	4.50	34.00	I	F
UBH3R2332TGE	14.13	32.47	5.38	38.00	I	G
UFHT2R2332TGE	14.13	24.31	5.38	30.00	B	D
UFHT3R2332TGE	14.13	32.47	5.38	41.00	E	G
UFHT4R2352TGE	14.13	40.63	5.38	52.00	H	L
UFHT5R2392TTGE	14.13	54.78	5.38	67.00	A	A
UFHT6R2392TTGE	14.13	82.94	5.38	78.00	B	B
UG2R5332CKCGE	14.13	24.31	5.38	29.00	D	D
UHT2R2332TGE	14.13	24.31	5.38	28.20	D	D
UHT3R2332TGE	14.13	32.47	5.38	36.00	I	G
UHT4R2352TGE	14.13	40.63	5.38	48.00	H	L
UHT6R2392TTGE	14.13	62.94	5.38	74.00	B	A
UT2R1121BGE	14.13	24.31	4.50	25.00	D	E
UT2R2332TGE	14.13	24.31	5.38	28.70	D	D
UT2R2332UFLGE	14.13	24.31	4.38	39.00	D	D
UT2R2332UGE	14.13	24.31	5.38	30.00	D	M
UT2R5332BGE	14.13	24.31	5.38	13.00	D	D
UT3R1121BGE	14.13	32.47	4.50	35.00	I	F
UT3R2332TGE	14.13	32.47	5.38	39.00	I	G
UT3R2332UFLGE	14.13	32.75	5.38	39.00	I	G
UT3R2332UGE	14.13	32.47	5.38	40.00	E	G
UT3R5632BGE	14.13	32.31	5.38	30.00	F	H
UT4R1121BGE	14.13	40.63	4.50	42.00	H	N
UT4R2352TGE	14.13	40.63	5.38	49.00	H	L
UT4R2352UFLGE	14.13	40.63	5.38	49.00	H	L
UT4R2352UGE	14.13	40.63	5.38	50.00	H	L
UT4R5632BGE	14.13	40.47	5.38	40.00	G	I
UT5R1121BGE	14.13	48.78	4.50	48.00	A	N
UT5R2392TTGE	14.13	54.78	5.38	63.00	A	A
UT5R2392UUFLGE	14.13	54.78	5.38	63.00	A	A
UT6R1131BGE	14.13	56.94	4.50	55.00	B	J
UT6R2392TTGE	14.13	62.94	5.38	72.00	B	A
UT6R2392UUFLGE	14.13	62.94	5.38	73.00	B	B
UTZ2R1121CFLGE	14.13	24.31	4.50	27.00	D	E
UTZ3R1121CFLGE	14.13	32.47	4.50	34.00	E	F
UTZ4R1121CFLGE	14.13	40.63	4.50	42.00	H	N
UTZ5R1121CFLGE	14.13	48.78	4.50	49.00	A	O
UTZ6R1131CFLGE	14.13	56.94	4.50	56.00	B	J

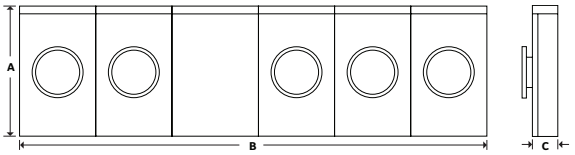

Figure A

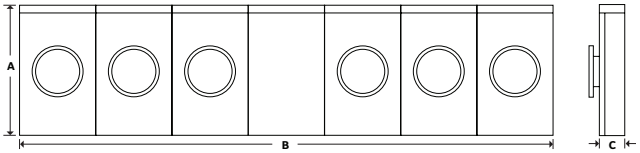

Figure B

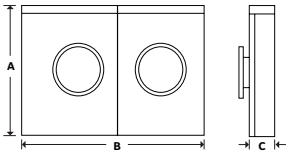

Figure C

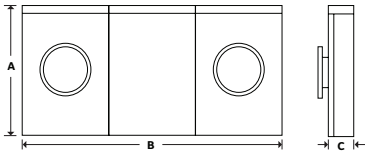

Figure D

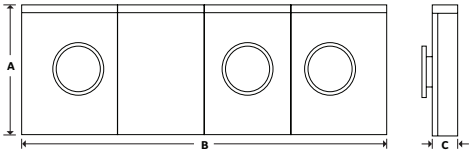

Figure E

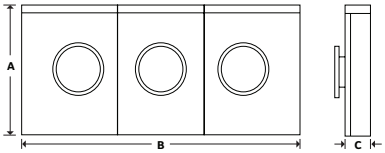

Figure F

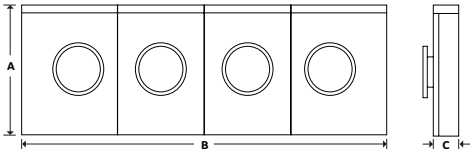

Figure G

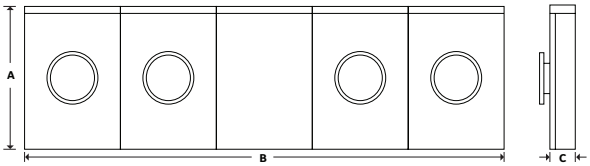

Figure H

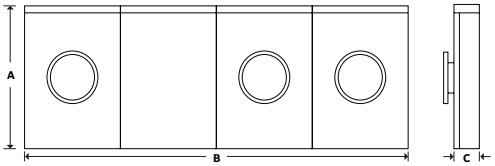

Figure I

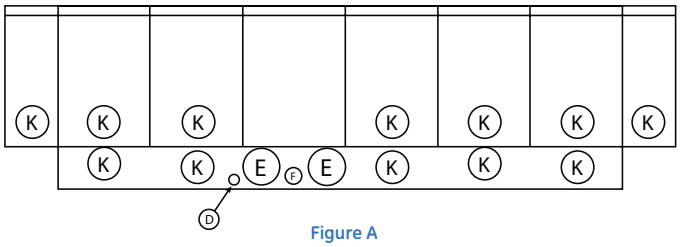

Figure A

Knockout Dimensions (inches)
C = 1/2
D = 5/16
E = 2, 2-1/2, 3
F = 1/2, 3/4
K = 1, 1-1/4, 1-1/2, 2, 2-1/2

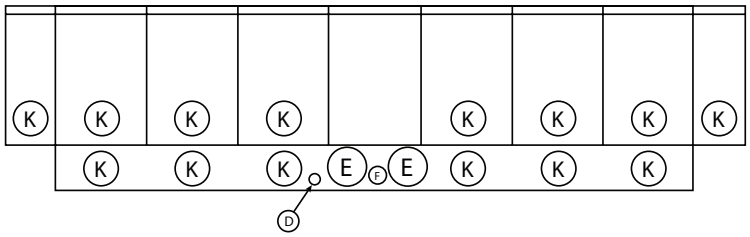

Figure B

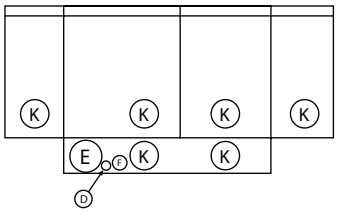

Figure C

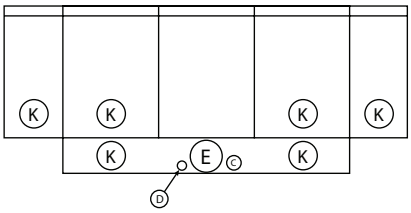

Figure D

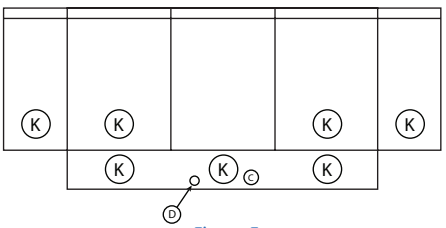

Figure E

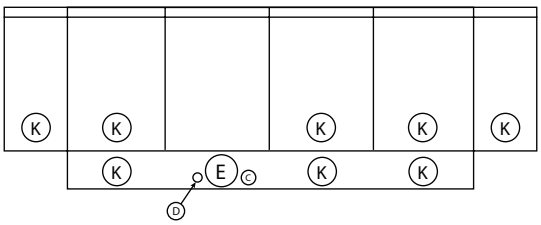

Figure F

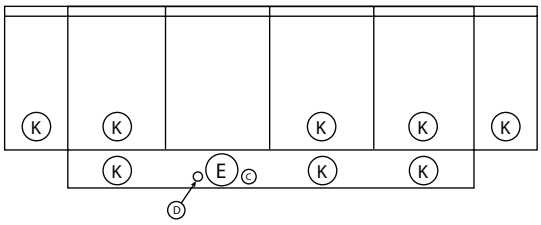

Figure G

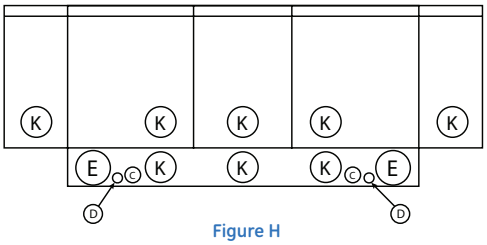

Figure H

Modular Metering
Horizontal Metering
Knockout Diagrams

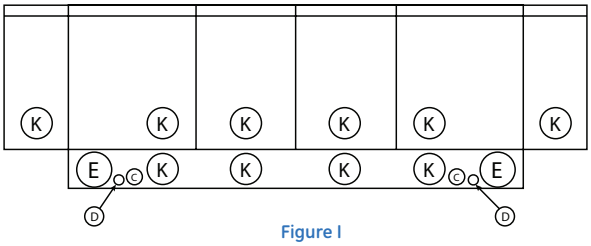

Figure I

Knockout Dimensions (inches)
C = 1/2
D = 5/16
E = 2, 2-1/2, 3
F = 1/2, 3/4
K = 1, 1-1/4, 1-1/2, 2, 2-1/2

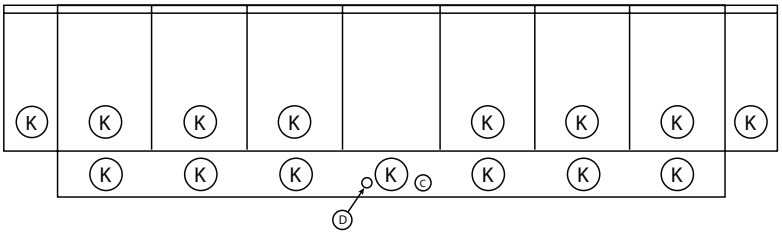

Figure J

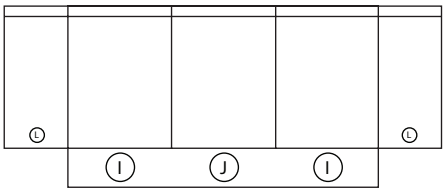

Figure K

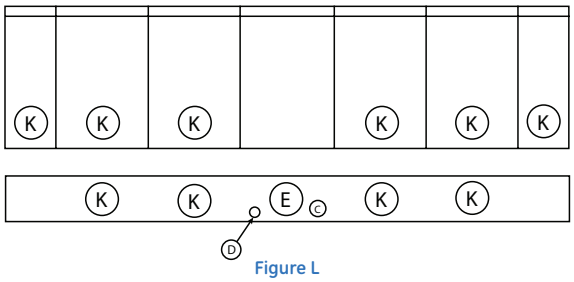

Figure L

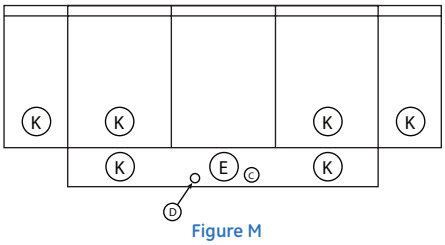

Figure M

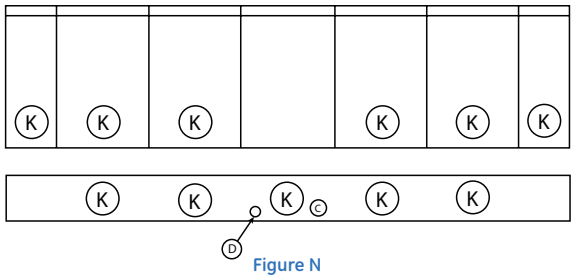

Figure N

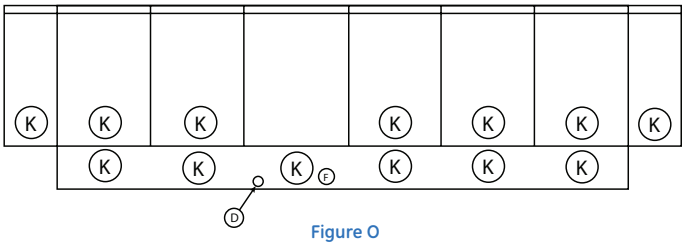

Figure O

Accessories

Product Number	Description
ARP00326GE	Meter Socket 5th Terminal Kit Lever Bypass
ARP00427GE	Connector Kit (2) 350MCM-#6 Lever Bypass
ARP00984GE	Anti-Inversion Clip (10 per package)
ARP00129GE	GE Connector Kit #4-600MCM
ARP00035GE	Meter Socket 5th Terminal Kit Non-Lever Bypass
ARP00920GE	GE Plastic Meter Socket Cover Plate
ARP00118GE	GE Single Socket 600MCM Lug Kit
ARP00429GE	Single Socket 600MCM or (2) 250MCM Lug Kit
ARP00015GE	GE Adapter Plate – 5" to 3 5/16" Hub

ARP00035GE

ARP00920GE

Hub Kits

Product Number	Description
ARP00003GE	1" Hub Kit, Small
ARP00004GE	1.25" Hub Kit, Small
ARP00005GE	1.5" Hub Kit, Small
ARP00006GE	2" Hub Kit, Small
ARP00007GE	2.5" Hub Kit, Small
ARP00017GE	2" Hub Kit, Large
ARP00018GE	2.5" Hub Kit, Large
ARP00019GE	3" Hub Kit, Large
ARP00020GE	3.5" Hub Kit, Large
ARP00021GE	4" Hub Kit, Large

Small Hub

Large Hub

Hub Cover Plates

Product Number	Description
ARP00002GE	Small Hub Cover Plate for 3 5/16" Hub Openings - Steel
ARP00008GE	Small Hub Cover Plate for 3 5/16" Hub Openings - Aluminum
ARP00016GE	Large Hub Cover Plate for 5" Hub Openings - Steel
ARP00023GE	Large Hub Cover Plate for 5" Hub Openings - Aluminum

NOTES: