

# PB and PBW Pull Box Fittings

For Rigid Metal Conduit and IMC.

**NEC:**  
Listed for Ordinary Locations

## Applications

- Fittings consist of two malleable iron end units one of which is furnished with set screws and a set of sealing rings consisting of packing, copper ground and pressure ring.
- A special Type A insulating bushing is also included. (Conduit not included.)

## Features

- Two end units fitted to a purchased oversize sleeve make a convenient pull box to provide intermediate pulling points in a rigid metal conduit system to meet NEC Section 314.28(A)(1).
- Available for EMT. Contact your local representative for pricing and availability.

## Standard Materials

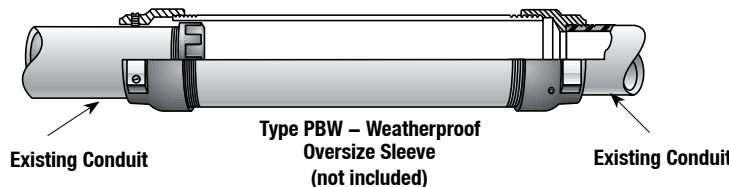
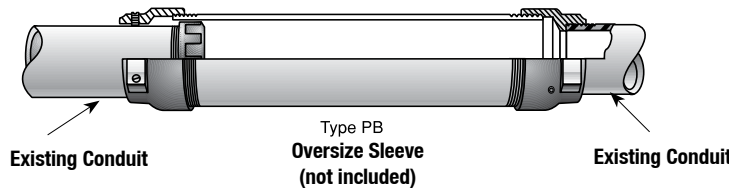
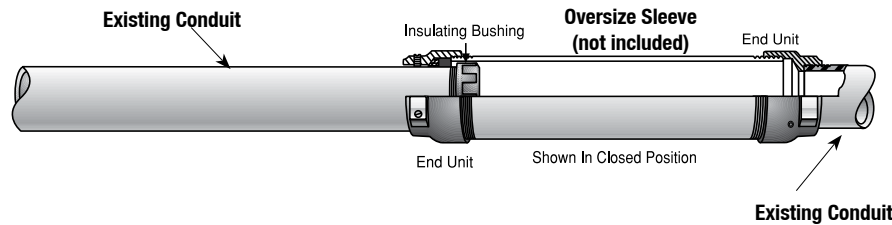
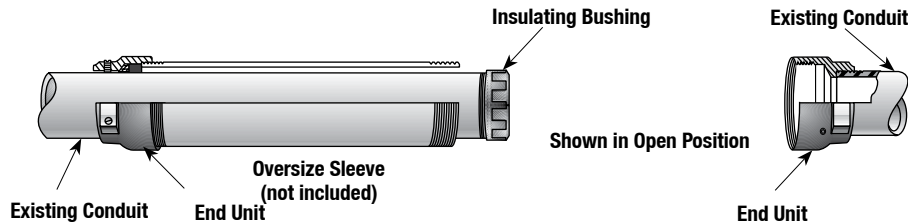
- End units - malleable iron or ductile iron
- Sleeves - steel: sleeves must be ordered separately at an additional cost.

## Standard Finishes

- Hot Dip Galvanized

## NEC Certifications and Compliances

- UL Standard: ANSI/UL 514B
- UL Listed: E-11853



NOTE: PB and PBW Pull Box Fittings are not supplied with oversize sleeves. Please order sleeves from the table on next page.

# PB and PBW Pull Box Fittings

**NEC:**  
Listed for Ordinary Locations

## Type PB, PBW, End Fittings (see table below for ordering oversize sleeves)

Trade Size (Inches)	Oversize Sleeve Required Trade Size	Dimensions in Millimeters (Inches)			Min. Required Sleeve Length ①	Non-Weatherproof Catalog Number	Weatherproof Catalog Number
		Max. Dia.	Length Fitting Only				
1/2	25.40 (1.00)	44.45 (1.75)	47.75 (1.88)	152.40 (6.00)	PB-50	PBW-50	
3/4	31.75 (1.25)	54.10 (2.13)	50.80 (2.00)	203.20 (8.00)	PB-75	PBW-75	
1	38.10 (1.50)	60.45 (2.38)	57.15 (2.25)	304.80 (12.00)	PB-100	PBW-100	
1-1/4	50.80 (2.00)	73.15 (2.88)	60.45 (2.38)	355.60 (14.00)	PB-125	PBW-125	
1-1/2	63.50 (2.50)	101.60 (4.00)	69.85 (2.75)	508.00 (20.00)	PB-150	PBW-150	
2	76.20 (3.00)	101.60 (4.00)	69.85 (2.75)	508.00 (20.00)	PB-200	PBW-200	
2-1/2	88.90 (3.50)	117.60 (4.63)	79.50 (3.13)	609.60 (24.00)	PB-250	PBW-250	
3	101.60 (4.00)	128.52 (5.06)	79.50 (3.13)	711.20 (28.00)	PB-300	PBW-300	
3-1/2	114.30 (4.50)	146.05 (5.75)	79.50 (3.13)	812.80 (32.00)	PB-350	PBW-350	
4	127.00 (5.00)	157.23 (6.19)	79.50 (3.13)	914.40 (36.00)	PB-400	PBW-400	
5	177.80 (7.00)	212.85 (8.38)	104.90 (4.13)	1117.60 (44.00)	PB-500	PBW-500	
6	203.20 (8.00)	241.30 (9.50)	104.90 (4.13)	1320.80 (52.00)	PB-600	PBW-600	

## Oversize Sleeves (steel)

Trade Size (Inches) Sleeve	Dimensions in Millimeters (Inches)						
	12" Catalog Number	18" Catalog Number	24" Catalog Number	30" Catalog Number	36" Catalog Number	48" Catalog Number	60" Catalog Number
1	PBS-100-12S	PBS-100-18S	—	—	—	—	—
1-1/4	PBS-125-12S	PBS-125-18S	—	—	—	—	—
1-1/2	PBS-150-12S	PBS-150-18S	PBS-150-24S	—	—	—	—
2	PBS-200-12S	PBS-200-18S	PBS-200-24S	—	—	—	—
2-1/2	PBS-250-12S	PBS-250-18S	PBS-250-24S	PBS-250-30S	PBS-250-36S	—	—
3	PBS-300-12S	PBS-300-18S	PBS-300-24S	PBS-300-30S	PBS-300-36S	—	—
3-1/2	PBS-350-12S	PBS-350-18S	PBS-350-24S	PBS-350-30S	PBS-350-36S	PBS-350-48S	PBS-350-60S
4	PBS-400-12S	PBS-400-18S	PBS-400-24S	PBS-400-30S	PBS-400-36S	PBS-400-48S	PBS-400-60S
4-1/2	PBS-450-12S	PBS-450-18S	PBS-450-24S	PBS-450-30S	PBS-450-36S	PBS-450-48S	PBS-450-60S
5	PBS-500-12S	PBS-500-18S	PBS-500-24S	PBS-500-30S	PBS-500-36S	PBS-500-48S	PBS-500-60S
6	PBS-600-12S	PBS-600-18S	PBS-600-24S	PBS-600-30S	PBS-600-36S	PBS-600-48S	PBS-600-60S
7	PBS-700-12S	PBS-700-18S	PBS-700-24S	PBS-700-30S	PBS-700-36S	PBS-700-48S	PBS-700-60S
8	PBS-800-12S	PBS-800-18S	PBS-800-24S	PBS-800-30S	PBS-800-36S	PBS-800-48S	PBS-800-60S

① Minimum length of sleeve required to meet NEC Section 314.28(A)(1).

NOTE: PB and PBW Pull Box Fittings are not supplied with oversize sleeves. Please order sleeves from the table above.