

# Areamaster™ LED Flood/High Bay Luminaires

For Hazardous Locations. 250 W, 400 W, 750 W, 1000 W HID Light Level Equivalent

**NEC/CEC:**  
Class I, Division 2, Groups A,  
B, C, D  
Class I, Zone 2 Group IIC  
Class II, Division 1, Groups  
E, F, G

**NEC/CEC:**  
Class II Division 2, Groups F, G  
Class III  
Simultaneous Exposure  
Type 3R, 4, 4X  
IP66/67

**NEC:**  
Marine Outside Type  
(Salt Water)  
Wet Locations

**ATEX/IECEX:**  
Zones 2 and 22  
II 3 GD  
EPL Gc and Dc  
Ex nA IIC; Ex tc IIIC  
IP66, IK08

**ATEX/IECEX:**  
Zone 21  
II 2 D  
EPL Db  
Ex tb IIIC  
IK08

## Applications

- Typical applications include:
  - Pulp and paper mills
  - Processing plants
  - Chemical plants
  - Oil refineries
  - Foundries
  - Food processing plants
  - Storage areas
  - Waste and sewage treatment
  - Parking garages
  - Other areas where water, dirt and rough usage are a problem

## Features

- Compact in size, attractively styled contemporary design, rugged and dependable.
- Easy to install and service.
- One-piece housing.
- One-piece lens in hinged cover. Secured by four M6 captive stainless steel slotted hex-head bolts.
- Thermal shock- and impact-resistant glass lens standard.
- Diffused polycarbonate lens available as an option.
- Heavy duty, high temperature silicone rubber gasket, mechanically secured.
- Universal design for flood and high bay mounting.
- Floodlight Mounting:
  - Yoke mount, zinc plated steel yoke with architectural bronze polyester finish.
- High Bay Mounting:
  - (1) Conduit entry on back of luminaire with locking set screw.
  - Rotate yoke up or remove.
- Chain Mounting:
  - Mounts via eyebolts threaded into the corners of the fixture.
  - Available with chain mounting, or as an accessory.
  - Rotate yoke up or remove.
- Cool operating temperatures translate into long luminaire life.
- NEC/CEC versions available with a total of three (3) 3/4" NPT entries with integral bushings.
- ATEX/IECEX version provided with one (1) 3/4" NPT/M20 adapter and two (2) close up plugs.
- Two (2) 3/4" NPT aluminum close up plugs provided.
- Electrical:
  - NEC/CEC/ATEX/IECEX: 120-277 Vac, 50/60 Hz
  - NEC/CEC: 347-480 Vac, 50/60 Hz.; 250 Vdc available on AMLED77YBC.
  - ATEX/IECEX: 220-240 Vac, 50/60 Hz.
  - Surge Protection Common/Differential Mode: 4KV
- Terminal block (screw type for secure connection) can accept UL/CSA 24-10AWG and IEC 0.2 - 4 mm<sup>2</sup>.

## Standard Materials


- Housing and lens door: copperfree (4/10 of 1% max.) aluminum
- Gasket: silicone rubber
- Reflector: metallized high reflectance finish
- Yoke mount: zinc plated steel
- Bolts: stainless steel
- Close up plugs: (2) aluminum provided

## Standard Finishes

- Housing, lens cover and yoke mount: architectural bronze polyester



Floodlight



High Bay

# Areamaster™ LED Flood/High Bay Luminaires

For Hazardous Locations. 250 W, 400 W, 750 W, 1000 W HID Light Level Equivalent

LIGHTING/LED/FLOODLIGHTS: NEC/CEC, ATEX/IECEx ENCLOSED AND GASKETED

**NEC/CEC:**  
 Class I, Division 2, Groups A, B, C, D  
 Class I, Zone 2 Group IIC  
 Class II, Division 1, Groups E, F, G

**NEC/CEC:**  
 Class II Division 2, Groups F, G  
 Class III  
 Simultaneous Exposure  
 Type 3R, 4, 4X  
 IP66/67

**NEC:**  
 Marine Outside Type  
 (Salt Water)  
 Wet Locations

**ATEX/IECEx:**  
 Zones 2 and 22  
 Ⓜ II 3 GD  
 EPL Gc and Dc  
 Ex nA IIC; Ex tc IIIC  
 IP66, IK08

**ATEX/IECEx:**  
 Zone 21  
 Ⓜ II 2 D  
 EPL Db  
 Ex tb IIIC  
 IK08

## NEC/CEC Certifications and Compliances

- UL Standard: UL 1598, UL 1598A, UL 8750, UL 844
- CSA Standards: C22.2 No. 250.0, C22.2 No. 137
- Ambient Temperature: AMLED67 and AMLED77 -40 °C to +65 °C (-40 °F to +149 °F); AMLED87 -40 °C to +55 °C (-40 °F to +131 °F); AMLED92 40 °C to +55 °C (-40 °F to +131 °F)
- The Class II, Division 1 & 2, Class III & Simultaneous Exposure Restrictions for models except AMLED92YBU1:
  - The luminaire may be rotated a maximum of 30 degrees from the vertical plane such that the lens will be facing down (see 30° rotation picture).
  - The luminaire must not be rotated such that the lens will be facing up at any angle. Also, for fixtures with glass lens only and not for chain-mounted or pendant-mounted fixtures.
- The Class II, Division 1 & 2, Class III & Simultaneous Exposure restrictions for model AMLED92YBU1 are:
  - The luminaire may be rotated a maximum of 90 degrees from the vertical plane such that the lens will be facing down (see 90° rotation picture).
  - The luminaire must not be rotated such that the lens will be facing up at any angle. Also, for glass lens only.



30° Rotation

## ATEX/IECEx Certifications and Compliances

- Certification Type AMLED
  - Gas: Zone 2
    - Conforming to ATEX 94/9/EC: Ⓜ II 3 G
    - Protection Level: EPL Gc
    - Type of Protection: Ex nA IIC
    - Temperature class: See Table on following page
  - Dust: Zones 21 and 22
    - Conforming to ATEX 94/9/EC: Ⓜ II 2 D and II 3 D
    - Protection Level: EPL Db and Dc
    - Type of Protection: Ex tb IIIC and Ex tc IIIC
    - Temperature class: See Table on following page
- EC Declaration of Conformity: 50307
- ATEX Certificate: LCIE 14 ATEX 1016X (Zone 2/22), LCIE 14 ATEX 3049X (Zone 21)
- IECEx Certificate: IECEx LCIE 14.0030X
- Ambient Temperature: -40 °C to +55 °C (-40 °F to +131 °F)
- Index of Protection according EN/IEC 60529: IP66
- Impact Resistance (shock): IK08



90° Rotation

## EURASEC Certification

- EURASEC N° TC RU C-FR.1605.B.00912

# Areamaster™ LED Flood/High Bay Luminaires

For Hazardous Locations. 250 W, 400 W, 750 W, 1000 W HID Light Level Equivalent

**NEC/CEC:**  
Class I, Division 2, Groups A, B, C, D  
Class I, Zone 2 Group IIC  
Class II, Division 1, Groups E, F, G

**NEC/CEC:**  
Class II Division 2, Groups F, G  
Class III  
Simultaneous Exposure  
Type 3R, 4, 4X  
IP66/67

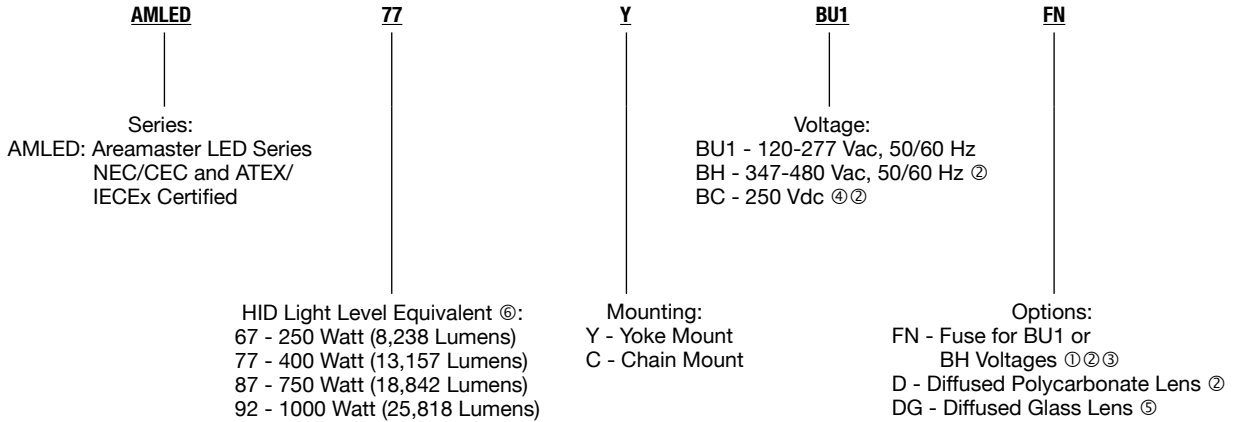
**NEC:**  
Marine Outside Type  
(Salt Water)  
Wet Locations

**ATEX/IECEX:**  
Zones 2 and 22  
Ⓢ II 3 GD  
EPL Gc and Dc  
Ex nA IIC; Ex tc IIIC  
IP66, IK08

**ATEX/IECEX:**  
Zone 21  
Ⓢ II 2 D  
EPL Db  
Ex tb IIIC  
IK08

Order using catalog numbering guide below or select catalog number from tables on following pages.

## Catalog Numbering Guide – NEC/CEC and ATEX/IECEX Certified Areamaster LED



① Not available for use on the 750 and 1000 Watt equivalent.  
 ② Not available for use on the ATEX/IECEX certified fixtures.  
 ③ Canadian Electrical Code does NOT allow fusing in hazardous locations. Fuse not CEC rated.  
 ④ Not available for use on the 250, 750 and 1000 Watt equivalent.  
 ⑤ For ATEX/IECEX versions.  
 ⑥ All lumen values are typical tolerance +/- 10% for glass lens only.

# Areamaster™ LED Flood/High Bay Luminaires

For Hazardous Locations. 250 W, 400 W, 750 W, 1000 W HID Light Level Equivalent

LIGHTING/LED/FLOODLIGHTS: NEC/CEC, ATEX/IECEX ENCLOSED AND GASKETED

**NEC/CEC:**  
Class I, Division 2, Groups A, B, C, D  
Class I, Zone 2 Group IIC  
Class II, Division 1, Groups E, F, G

**NEC/CEC:**  
Class II Division 2, Groups F, G  
Class III  
Simultaneous Exposure  
Type 3R, 4, 4X  
IP66/67

**NEC:**  
Marine Outside Type  
(Salt Water)  
Wet Locations

**ATEX/IECEX:**  
Zones 2 and 22  
II 3 GD  
EPL Gc and Dc  
Ex nA IIC; Ex tc IIIC  
IP66, IK08

**ATEX/IECEX:**  
Zone 21  
II 2 D  
EPL Db  
Ex tb IIIC  
IK08

## Technical Data – NEC/CEC – Ambient Temperature Ta °C (°F)

Lamp	Line Voltage	Type	Ambient Temperature °C (°F)	Supply Wire Temperature °C (°F)	Gas		ExnA IIC AExnA IIC	Dust Class II, Division 1 Groups E,F,G	Catalog Number
					Class I, Division 2 ①	Groups			
120-277 Vac	LED		40 (104)	75 (167)	T4	A,B,C,D	T4	T6	AMLED67YBU1
			55 (131)	90 (194)	T3C	A,B,C,D	T3	T6	
			65 (149)	90 (194)	T3C	A,B,C,D	T3	T5	
347-480 Vac	LED		40 (104)	75 (167)	T4	A,B,C,D	—	T6	AMLED67YBH
			55 (131)	75 (167)	T3C	A,B,C,D	—	—	
120-277 Vac	LED		40 (104)	75 (167)	T4	A,B,C,D	T4	T6	AMLED77YBU1
			55 (131)	90 (194)	T3C	A,B,C,D	T3	T5	
			65 (149)	105 (221)	T3C	A,B,C,D	T3	T4A	
347-480 Vac	LED		40 (104)	75 (167)	T4	A,B,C,D	—	T6	AMLED77YBH
			250 Vdc	LED	40 (104)	75 (167)	T4A	A,B,C,D	
120-277 Vac	LED		40 (104)	75 (167)	T3C	A,B,C,D	T3	T4A	AMLED87YBU1
			55 (131)	90 (194)	T3A	A,B,C,D	T3	T5	
347-480 Vac	LED		40 (104)	75 (167)	T3	A,B,C,D	—	T5	AMLED87YBH
120-277 Vac	LED		40 (104)	75 (167)	T3B	A,B,C,D	—	T5	AMLED92YBU1
347-480 Vac	LED		55 (131)	90 (194)	T3A	A,B,C,D	—	—	AMLED92YBU1
347-480 Vac	LED		40 (104)	75 (167)	T3C	A,B,C,D	—	T5	AMLED92YBH

## Technical Data – ATEX/IECEX – Ambient Temperature Ta °C (°F)

GAS (Zone 2) ①						DUST (Zones 21–22) ②						Catalog Number
40 (104)	55 (131)	40 (104)	55 (131)	40 (104)	55 (131)	40 (104)	55 (131)	40 (104)	55 (131)	40 (104)	55 (131)	
Downward	Wall Mounting	Upward	Downward	Wall Mounting	Upward	Downward	Wall Mounting	Upward	Downward	Wall Mounting	Upward	
T4 114 (237)	T4 129 (264)	T4 109 (228)	T4 124 (255)	T4 117 (243)	T3 132 (270)	68 (154)	83 (181)	67 (153)	82 (180)	70 (158)	85 (185)	AMLED67YBU1
T3 144 (291)	T3 159 (318)	T3 146 (295)	T3 161 (322)	T3 150 (302)	T3 165 (329)	75 (167)	90 (194)	74 (165)	89 (192)	77 (171)	92 (198)	AMLED77YBU1
T3 178 (352)	T3 193 (379)	T3 176 (349)	T3 191 (376)	T3 183 (361)	T2 198 (388)	83 (181)	98 (208)	82 (180)	97 (207)	87 (198)	102 (216)	AMLED87YBU1

“T” Numbers Represent the Maximum Internal Temperature ① or Maximum Surface Temperature ②

“T” #	NEC/CEC															
	T1	350	325	T2	T2A	T2B	T2C	T2D	T3	T3A	T3B	T3C	T4	T4A	T5	T6
Temp. Range °C (°F)	351-450 (664-842)	326-350 (619-662)	301-325 (574-617)	281-300 (538-572)	261-280 (502-536)	231-260 (448-500)	216-230 (421-446)	201-215 (394-419)	181-200 (358-392)	166-180 (331-356)	161-165 (322-329)	136-160 (277-320)	121-135 (250-275)	101-120 (214-248)	86-100 (187-212)	85 (185)
“T” #	ATEX/IECEX															
	T1	T2				T3				T4	T5	T6				
Temp. Range °C (°F)	301-450 (547-842)	201-300 (394-572)				136-200 (277-392)				101-135 (214-275)	86-100 (187-212)	85 (185)				

① T numbers represent the maximum internal temperature for Class I, Division 2 and Class I, Zone 2 locations designated by the NEC and ATEX/IECEX.

② T numbers represent the maximum surface temperature under a dust blanket for Class II, Division 1 and 2 as designated by the NEC or Zone 2 (Gas) and 22 (Dust) locations as designated by the IEC.

# Areamaster™ LED Flood/High Bay Luminaires

For Hazardous Locations. 250 W, 400 W, 750 W, 1000 W HID Light Level Equivalent

**NEC/CEC:**  
Class I, Division 2, Groups A, B, C, D  
Class I, Zone 2 Group IIC  
Class II, Division 1, Groups E, F, G

**NEC/CEC:**  
Class II Division 2, Groups F, G  
Class III  
Simultaneous Exposure  
Type 3R, 4, 4X  
IP66/67

**NEC:**  
Marine Outside Type  
(Salt Water)  
Wet Locations

**ATEX/IECEX:**  
Zones 2 and 22  
II 3 GD  
EPL Gc and Dc  
Ex nA IIC; Ex tc IIIC  
IP66, IK08

**ATEX/IECEX:**  
Zone 21  
II 2 D  
EPL Db  
Ex tb IIIC  
IK08

## Electrical Specifications – Flood Mount

Voltage Range	Frequency ( Hz)	Watts Input Power (Nom.)	Input Amps (Max.)	Total Harmonic Distortion	Power Factor	CRI	Color Temp CCT	Catalog Number
120-277 Vac	50/60	86/85	0.72 - 0.35	0.5	> 0.98	70	5650K	AMLED67YBU1
347-480 Vac	50/60	88/90	0.27 - 0.22	0.5	> 0.95	70	5650K	AMLED67YBH
120-277 Vac	50/60	125/121	1.10 - 0.47	0.5	> 0.98	70	5650K	AMLED77YBU1
347-480 Vac	50/60	124/125	0.37 - 0.29	0.5	> 0.95	70	5650K	AMLED77YBH
250 Vdc	—	118	0.47	0.5	> 0.98	70	5650K	AMLED77YBC
120-277 Vac	50/60	174/169	1.60 - 0.70	0.5	> 0.98	70	5700K	AMLED87YBU1
347-480 Vac	50/60	176/175	0.52 - 0.39	0.5	> 0.95	70	5700K	AMLED87YBH
120-277 Vac	50/60	194/188	1.60 - 0.70	0.5	> 0.99	70	5500K	AMLED92YBU1
347-480 Vac	50/60	200/199	0.58 - 0.44	0.5	> 0.98	70	5500K	AMLED92YBH

Line Voltage	Catalog Number	
	NEC/CEC	ATEX/IECEX
120-277 Vac, 50/60 Hz	AMLED67YBU1	AMLED67YBU1
120-277 Vac, 50/60 Hz	AMLED77YBU1	AMLED77YBU1
120-277 Vac, 50/60 Hz	AMLED87YBU1	AMLED87YBU1
347-480 Vac, 50/60 Hz	AMLED67YBH	—
347-480 Vac, 50/60 Hz	AMLED77YBH	—
250 Vdc	AMLED77YBC	—
347-480 Vac, 50/60 Hz	AMLED87YBH	—
120-277 Vac, 50/60 Hz	AMLED92YBU1	—
347-480 Vac, 50/60 Hz	AMLED92YBH	—



LIGHTING/LED/FLOODLIGHTS: NEC/CEC, ATEX/IECEX ENCLOSED AND GASKETED






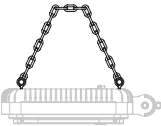
Appleton

# Areamaster™ LED Flood/High Bay Luminaires

For Hazardous Locations. 250 W, 400 W, 750 W, 1000 W HID Light Level Equivalent

LIGHTING/LED/FLOODLIGHTS: NEC/CEC, ATEX/IECEX ENCLOSED AND GASKETED

## Accessories and Replacement Parts

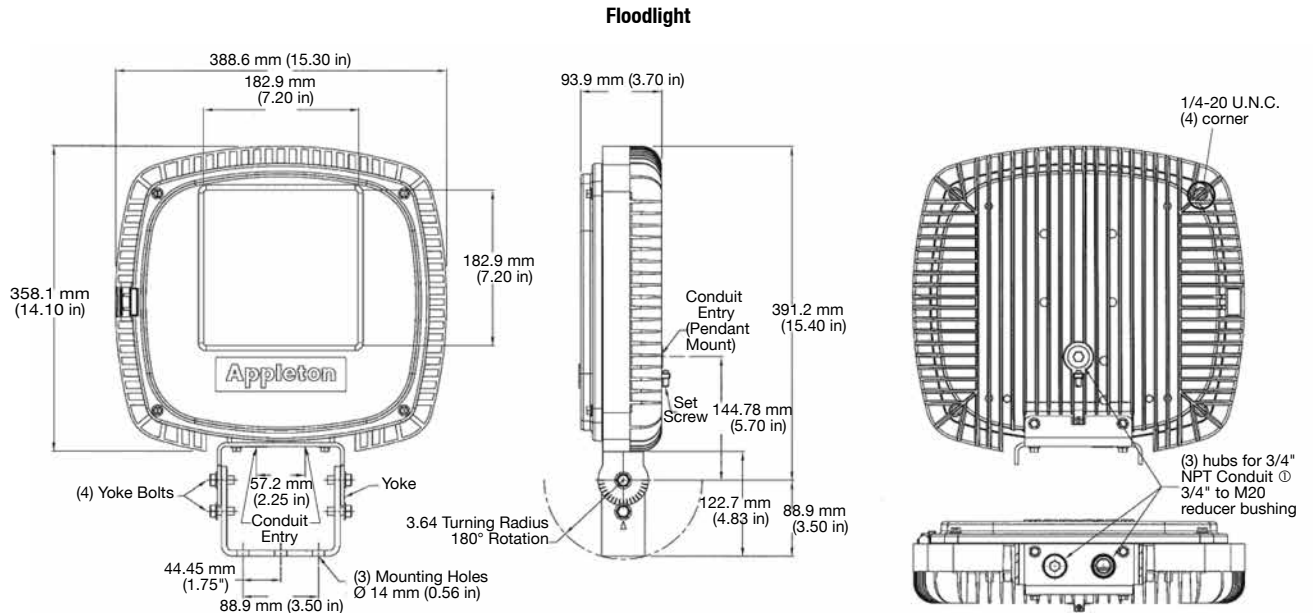
Description		Catalog Number NEC/CEC, ATEX/IECEX
<b>Crossarm Mounting Bracket</b>		
	Has 180° horizontal adjustment — degree marked. Facilitates mounting floodlight to crossarm or other flat surface, or to G-AM-8-WB. Includes floodlight yoke bolts. Malleable iron, zinc plated, chromate sealed, architectural bronze polyester finish.	<b>G-AM-8-CA</b>
<b>Pipe or Wall Mount Bracket</b>		
	Used with G-AM-8-CA. Clamps to 1" to 2-1/2" pipe, vertical or horizontal, or mounts on flat surfaces. Includes U-bolt and crossarm bracket bolts. Malleable iron, zinc plated, chromate sealed, with architectural bronze polyester finish.	<b>G-AM-8-WB</b>
<b>Poletop Slip-Fitter</b>		
	Slip-fits 1-1/2" or 2" pipe size poletop tenons. Includes floodlight yoke bolts, 3 locking bolts, and cord grip. Body is malleable iron-zinc plated, chromate sealed, with cast aluminum cap. Assembly has architectural bronze polyester finish.	<b>G-SF20</b>
	Slip-fits 1" or 1-1/2" pipe size poletop tenons. Includes floodlight yoke bolts, 3 locking bolts, and cord grip. Body is malleable iron-zinc plated, chromate sealed, with cast aluminum cap. Assembly has architectural bronze polyester finish.	<b>AMLEDSF1</b>
<b>Poletop Slip-Fitter</b>		
	Slip-fits 2" or 2-1/2" poletop tenons. Includes floodlight yoke bolts, 3 locking bolts, and cord grip. Malleable iron, zinc plated, chromate sealed, with architectural bronze polyester finish.	<b>G-AM-8-SF</b>
<b>Chain</b>		
	Chain mount assembly comes with two (2) 914.4 mm (36 inch) long chains, four (4) eye bolts, four (4) hex bolts, four (4) lock washers, four (4) hex nuts, eight (8) plain washers and an instruction sheet for complete assembly and mounting. Chains are galvanized steel, eye bolts are zinc plated steel, all other hardware is stainless steel.	<b>AMLEDCM</b>

Description	NEC/CEC	Catalog Number ATEX/IECEX
<b>LED Array</b>		
With White LED's for the AMLED67	<b>AMLED67AW</b>	<b>AMLED67AW</b>
With White LED's for the AMLED77	<b>AMLED77AW</b>	<b>AMLED77AW</b>
With White LED's for the AMLED87	<b>AMLED87AW</b>	<b>AMLED87AW</b>
<b>Drivers</b>		
120 - 277 Vac — BU Version and BC Version	<b>AMLED77DBU</b>	—
120 - 277 Vac — BU1 Version — AMLED87: Left Side — AMLED67, AMLED77	<b>AMLEDDBU1L</b>	<b>AMLEDDBU1L</b>
120 - 277 Vac — BU1 Version — AMLED87: Right Side	<b>AMLEDDBU1R</b>	<b>AMLEDDBU1R</b>
347 - 480 Vac — BH Version — AMLED67, AMLED77	<b>AMLED77DBH</b>	—
347 - 480 Vac — BH Version — AMLED87: Left Side	<b>AMLED87DBHL</b>	—
347 - 480 Vac — BH Version — AMLED87: Right Side	<b>AMLED87DBHR</b>	—
<b>Door Assembly</b>		
With a Glass Lens, Pins	<b>AMLEDMDOOR</b>	<b>AMLEDMDOOR</b>
With a Polycarbonate Lens, Pins	<b>AMLEDMDOORP</b>	—

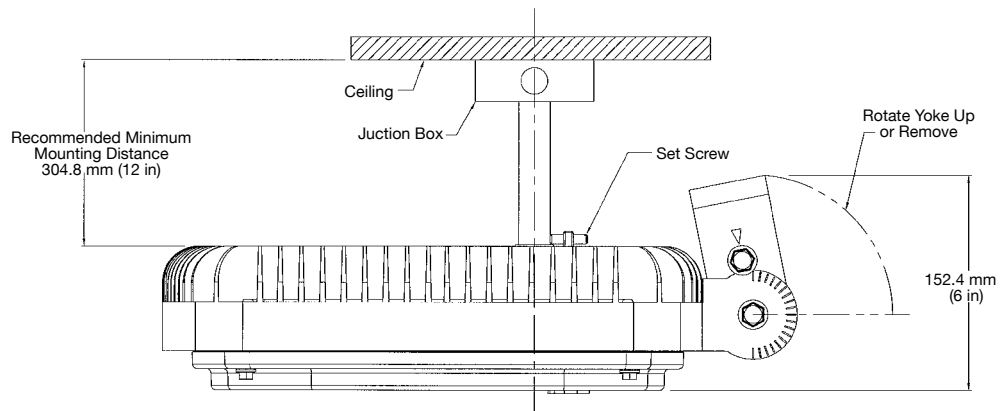
# Areamaster™ LED Flood/High Bay Luminaires

For Hazardous Locations. 250 W, 400 W, 750 W, 1000 W HID Light Level Equivalent

## Dimensions in Millimeters (Inches)



## High Bay Pendant Mount



① 3/4" NPT/M20 adapter supplied for ATEX version.

# Areamaster™ LED Flood/High Bay Luminaires

For Hazardous Locations. 250 W, 400 W, 750 W, 1000 W HID Light Level Equivalent

LIGHTING/LED/FLOODLIGHTS: NEC/CEC, ATEX/IECEx ENCLOSED AND GASKETED

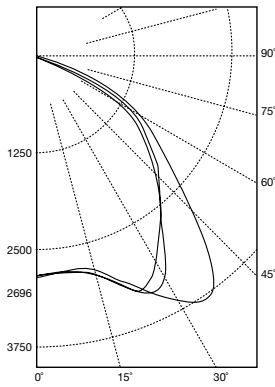
## Photometric Data – DATA SHOWN IS ABSOLUTE

REPORT NUMBER: **AMLED67YBU1\_FLOOD**

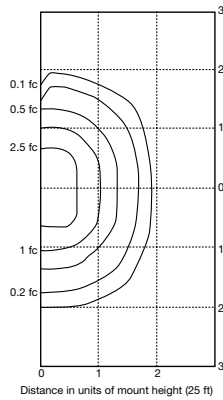
Lamps: Areamaster, High Bay Mount, LED Board 39 LEDs, Specular Reflector 6–1/2 X 6–1/2 Tapered To 3–1/2 X 3–1/2, Lens Clear

**Luminaire Lumens 8238**

### POLAR CANDELA DISTRIBUTION



### ISOCANDELA CURVES



### Zonal Lumen and Percentage at 25 °C (77 °F)

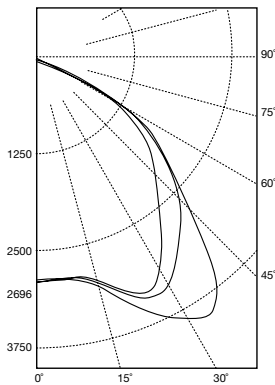
Zone	Lumens	% Lamp	% Fixture
0-10	245.6	N.A.	3.0
10-20	771.8	N.A.	9.4
20-30	1431	N.A.	17.4
30-40	1842	N.A.	22.4
40-50	1785	N.A.	21.7
50-60	1448	N.A.	17.6
60-70	667.1	N.A.	8.1
70-80	43.8	N.A.	0.5
80-90	4.5	N.A.	0.1

REPORT NUMBER: **AMLED67YBU1\_Highbay**

Lamps: Areamaster, High Bay Mount, LED Board 39 LEDs, Specular Reflector 6–1/2 X 6–1/2 Tapered To 3–1/2 X 3–1/2, Lens Clear

**Luminaire Lumens 8333**

### POLAR CANDELA DISTRIBUTION



### Zonal Lumen Summary and Percentage at 25 °C (77 °F)

Zone	Lumens	% Lamp	% Fixture
0-30	2434	N.A.	29.2
0-40	4283	N.A.	51.6
0-60	7553	N.A.	90.6
60-90	780	N.A.	9.4
0-90	8333	N.A.	100.0
90-180	0	N.A.	0
0-180	8333	N.A.	100.0

### Zonal Lumen and Percentage at 25 °C (77 °F)

Zone	Lumens	% Lamp	% Fixture
0-10	244.8	N.A.	2.9
10-20	764.2	N.A.	9.2
20-30	1425	N.A.	17.1
30-40	1849	N.A.	22.2
40-50	1787	N.A.	21.4
50-60	1483	N.A.	17.8
60-70	731.0	N.A.	8.8
70-80	46.7	N.A.	0.6
80-90	2.4	N.A.	0.0



# Areamaster™ LED Flood/High Bay Luminaires

For Hazardous Locations. 250 W, 400 W, 750 W, 1000 W HID Light Level Equivalent

LIGHTING/LED/FLOODLIGHTS: NEC/CEC, ATEX/IECEX ENCLOSED AND GASKETED



## Photometric Data — DATA SHOWN IS ABSOLUTE

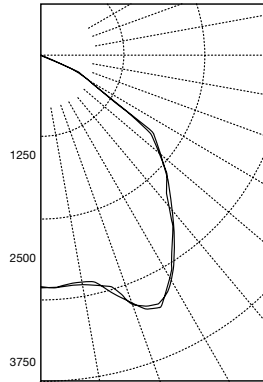
REPORT NUMBER: **AMLED77YBU1\_FLOOD**

Lamps: Areamaster, High Bay Mount, LED Board 56 LEDs, Specular Reflector 6-1/2 X 6-1/2 Tapered To 3-1/2 X 3-1/2, Lens Clear

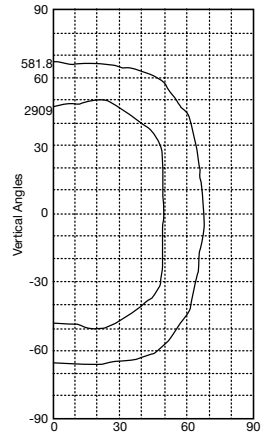
Characteristics: Maximum Candela: 5818; Maximum Candela Angle: 22.5 H 25.5 V; Horizontal Beam Angle (50%): 97.0; Vertical Beam Angle (50%): 102; Horizontal Field Angle (10%): 134; Vertical Field Angle (10%): 134; Beam Lumens 10414; Field Lumens 12967; **Luminaire Lumens 13157**

AXIAL CANDELA		
DEG.	HOR.	VERT.
90.0	0	0
85.0	21	2
75.0	26	5
65.0	700	733
55.0	2400	2341
47.5	3023	2976
42.5	3375	3307
37.5	3838	3826
33.0	4312	4319
29.0	4670	4719
25.5	4964	4898
22.5	4910	4857
19.5	4700	4660
17.0	4456	4343
15.0	4273	4249
13.0	4184	4165
11.0	4154	4123
9.0	4139	4105
7.0	4124	4119
5.0	4127	4133
3.0	4138	4150
1.0	4149	4153
0.0	4149	4149

### AXIAL CANDELA DISPLAY



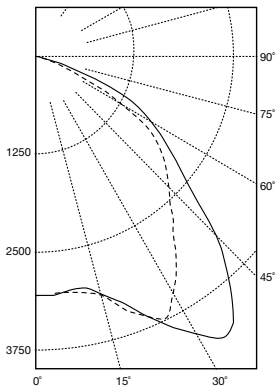
### ISOCANDELA CURVES



### CIE Type – Direct

Plane	Spacing Criteria
0 Deg	1.5
90 Deg	1.5

Zone	Lumens
0-5	98
5-10	290
10-15	485
15-20	711
20-25	993
25-30	1264
30-35	1440
35-40	1517
40-45	1471
45-50	1392
50-55	1283
55-60	1086
60-65	764
65-70	340
70-75	37
75-80	4
80-85	2
85-90	1



REPORT NUMBER: **AMLED77YBU1\_HIGHBAY**

Lamps: Areamaster, High Bay Mount, LED Board 56 LEDs, Specular Reflector 6-1/2 X 6-1/2 Tapered To 3-1/2 X 3-1/2, Lens Clear; **Luminaire Lumens 13199**

### Coefficients of Utilization – Zonal Cavity Method

		Effective Floor Cavity Reflectance 0.20																																				
		80				70				50				30				10				0																
% Ceiling	Rcc	70	50	30	10	70	50	30	10	70	50	30	10	70	50	30	10	70	50	30	10	70	50	30	10	70	50	30	10									
0	119	119	119	119	116	116	116	116	111	111	111	111	106	106	106	102	102	102	100	0	111	107	103	100	108	105	102	99	101	98	96	97	95	93	93	92	90	88
1	102	95	89	84	99	93	88	83	90	85	81	86	83	79	83	80	78	76	1	94	84	77	71	91	83	76	70	80	74	69	77	72	68	75	70	67	65	
2	86	75	67	61	84	74	66	60	71	65	59	69	63	59	67	62	58	56	2	86	75	67	61	84	74	66	60	71	65	59	69	63	59	67	62	58	56	
3	79	67	59	52	77	66	58	52	64	57	52	62	56	51	60	55	50	48	3	79	67	59	52	77	66	58	52	64	57	52	62	56	51	60	55	50	48	
4	73	60	52	46	71	59	51	45	58	50	45	56	50	45	54	49	44	42	4	73	60	52	46	71	59	51	45	58	50	45	56	50	45	54	49	44	42	
5	67	54	46	40	66	54	46	40	52	45	40	51	44	39	49	44	39	37	5	67	54	46	40	66	54	46	40	52	45	40	51	44	39	49	44	39	37	
6	63	50	41	36	61	49	41	36	48	40	35	46	40	35	45	39	35	33	6	63	50	41	36	61	49	41	36	48	40	35	46	40	35	45	39	35	33	
7	58	45	37	32	57	45	37	32	44	37	32	43	36	31	42	36	31	30	7	58	45	37	32	57	45	37	32	44	37	32	43	36	31	42	36	31	30	
8	55	42	34	29	53	41	34	29	40	33	29	39	33	28	38	32	28	27	8	55	42	34	29	53	41	34	29	40	33	29	39	33	28	38	32	28	27	

### Zonal Lumen Summary

Zone	Lumens	% Lamp	% Fixture	Zone	Lumens	% Lamp	% Fixture
0-30	3841	N.A.	29.1	90-130	2	N.A.	0.0
0-40	6798	N.A.	51.5	90-150	6	N.A.	0.0
0-60	12029	N.A.	91.1	90-180	7	N.A.	0.1
0-90	13177	N.A.	99.8	0-180	13199	N.A.	100
90-120	1	N.A.	0.0				

# Areamaster™ LED Flood/High Bay Luminaires

For Hazardous Locations. 250 W, 400 W, 750 W, 1000 W HID Light Level Equivalent

LIGHTING/LED/FLOODLIGHTS: NEC/CEC, ATEX/IECx ENCLOSED AND GASKETED



## Photometric Data – DATA SHOWN IS ABSOLUTE

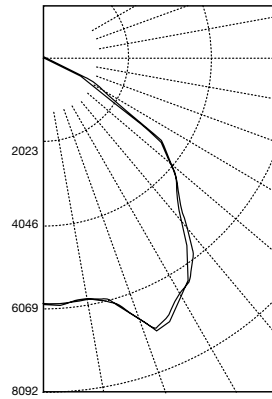
REPORT NUMBER: **AMLED87YBU1\_FLOOD**

Lamps: Areamaster, Pendant Mount, LED Board 20 LEDs, Specular Reflector 6–1/2 X 6–1/2 Tapered To 3–1/2 X 3–1/2, Lens Clear

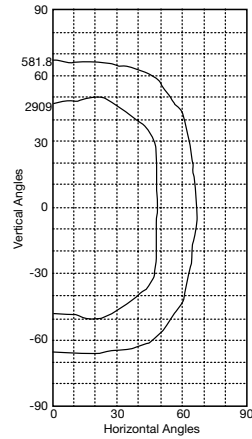
Characteristics: NEMA Type: 7Hx7V; Maximum Candela: 8092; Maximum Candela Angle: 25.5H 25.5V; Horizontal Beam Angle (50%): 97.3; Vertical Beam Angle (50%): 103; Horizontal Field Angle (10%): 137; Vertical Field Angle (10%): 136; Beam Lumens 14933; Field Lumens 18585; **Luminaire Lumens 18842**

AXIAL CANDELA		
DEG.	HOR.	VERT.
90	0	0
85	31	5
75	36	8
65	1239	938
55	3463	3477
47.5	4393	4345
42.5	4921	4831
37.5	5955	5752
33	6455	6392
29	6656	6778
25.5	6998	7087
22.5	7109	7158
19.5	6665	6664
17	6302	6222
15	6059	6108
13	6027	6044
11	5931	5942
9	5914	5938
7	5933	5956
5	5974	5975
3	6003	5995
1	6002	6004
0	5999	5999

### AXIAL CANDELA DISPLAY



### ISOCANDELA CURVES



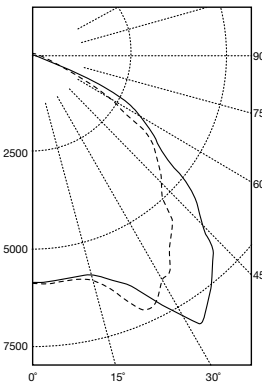
### CIE Type – Direct

Plane	Spacing Criteria
0-180	1.54
90-270	1.54

REPORT NUMBER: **AMLED87YBU1\_Highbay**

Lamps: Areamaster, High Bay Mount, LED Board 20 LEDs, Specular Reflector 6–1/2 X 6–1/2 Tapered To 3–1/2 X 3–1/2, Lens Clear; **Luminaire Lumens 18933**

Zone	Lumens
0- 5	141
5- 10	419
10- 15	697
15- 20	1004
20- 25	1408
25- 30	1794
30- 35	2079
35- 40	2151
40- 45	2143
45- 50	2011
50- 55	1834
55- 60	1567
60- 65	1118
65- 70	514
70- 75	62
75- 80	3
80- 85	2
85- 90	1



### Coefficients of Utilization – Zonal Cavity Method

Effective Floor Cavity Reflectance 0.20

% Ceiling Rcc	% Walls Rw	Effective Floor Cavity Reflectance 0.20																					
		80				70				50				30				10				0	
0	119	119	119	119	116	116	116	116	111	111	111	111	106	106	106	102	102	102	100				
1	111	107	103	100	108	105	101	99	100	98	95	97	95	93	93	91	90	88	85				
2	102	95	89	84	99	93	88	83	89	85	81	86	83	79	83	80	77	75	72				
3	93	84	77	71	91	82	76	70	80	74	69	77	72	68	74	70	67	65	62				
4	86	75	67	60	84	73	66	60	71	64	59	69	63	58	67	62	58	56	53				
5	79	67	58	52	77	66	58	52	64	57	51	62	56	51	60	55	50	48	45				
6	73	60	52	45	71	59	51	45	57	50	45	56	49	45	54	49	44	42	40				
7	67	54	46	40	66	54	46	40	52	45	40	51	44	39	49	43	39	37	35				
8	63	49	41	36	61	49	41	35	47	40	35	46	40	35	45	39	35	33	31				
9	58	45	37	32	57	45	37	32	43	36	31	42	36	31	41	35	31	29	27				
10	54	42	34	29	53	41	34	29	40	33	28	39	33	28	38	32	28	26	24				

### Zonal Lumen Summary

Zone	Lumens	% Lamp	% Fixture	Zone	Lumens	% Lamp	% Fixture
0-30	5462	N.A.	28.8	90-130	3	N.A.	0
0-40	9692	N.A.	51.2	90-150	5	N.A.	0
0-60	17247	N.A.	91.1	90-180	7	N.A.	0
0-90	18946	N.A.	100.1	0-180	18933	N.A.	100
90-120	2	N.A.	0				

# Areamaster™ LED Flood/High Bay Luminaires

For Hazardous Locations. 250 W, 400 W, 750 W, 1000 W HID Light Level Equivalent

LIGHTING/LED/FLOODLIGHTS: NEC/CEC, ATEX/IECEX ENCLOSED AND GASKETED



## Photometric Data – DATA SHOWN IS ABSOLUTE

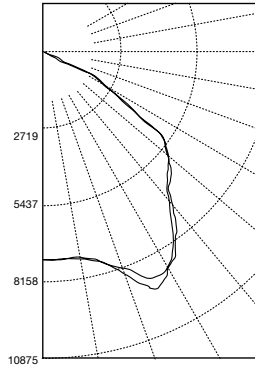
REPORT NUMBER: **AMLED92YBU1\_FLOOD**

Lamps: Areamaster, Pendant Mount, LED Board 20 LEDs, Specular Reflector 6–1/2 X 6–1/2 Tapered To 3–1/2 X 3–1/2, Lens Clear

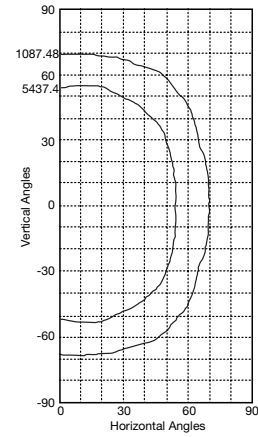
Characteristics: NEMA Type: 7Hx7V; Maximum Candela: 10875; Maximum Candela Angle: 22.5H 25.5V; Horizontal Beam Angle (50%): 102; Vertical Beam Angle (50%): 106; Horizontal Field Angle (10%): 132; Vertical Field Angle (10%): 137; Beam Lumens 21919; Field Lumens 25917; **Luminaire Lumens 26526**

AXIAL CANDELA		
DEG.	HOR.	VERT.
90	0	0
85	9	8
75	21	26
65	1903	1963
55	5245	5337
47.5	6242	6344
42.5	6793	6886
37.5	7786	8040
33	8717	8835
29	9328	9275
25.5	9622	9197
22.5	9138	8733
19.5	8578	8387
17	8189	8169
15	7946	7991
13	7812	7812
11	7722	7706
9	7668	7639
7	7646	7598
5	7650	7590
3	7657	7594
1	7657	7632
0	7657	7657

### AXIAL CANDELA DISPLAY



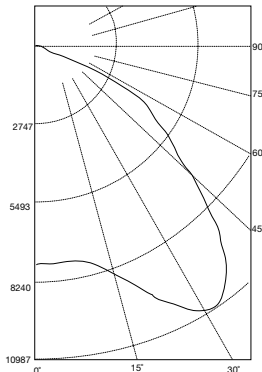
### ISOCANDELA CURVES



### CIE Type – Direct

Plane	Spacing Criteria
0-180	1.58
90-270	1.56

Zone	Lumens
0-10	731
10-20	2294
20-30	4344
30-40	5845
40-50	5793
50-60	4905
60-70	2340
70-80	145
80-90	9
90-100	0
100-110	0
110-120	0
120-130	0
130-140	0
140-150	0
150-160	0
160-170	0
170-180	0



REPORT NUMBER: **AMLED92YBU1\_HIGHBAY**

Lamps: Areamaster, High Bay Mount, LED Board 20 LEDs, Specular Reflector 6–1/2 X 6–1/2 Tapered To 3–1/2 X 3–1/2, Lens Clear; **Luminaire Lumens 26405**

### Coefficients of Utilization – Zonal Cavity Method

Effective Floor Cavity Reflectance 0.20

% Ceiling Rcc	80	70				50				30				10				0			
		Rw	70	50	30	10	70	50	30	10	50	30	10	50	30	10	50	30	10	0	
0	119	119	119	119	116	116	116	116	111	111	111	111	106	106	106	102	102	102	102	100	
1	111	107	103	100	108	105	101	98	100	98	95	97	94	92	93	91	90	88	85	88	
2	102	95	89	84	99	93	87	83	89	85	81	86	82	79	83	80	77	75	73	75	
3	93	84	76	70	91	82	75	70	79	73	69	77	72	67	74	70	66	64	62	64	
4	85	74	66	60	83	73	65	60	71	64	59	68	63	58	66	61	57	55	53	55	
5	79	66	58	52	76	65	57	51	63	56	51	61	55	50	59	54	50	48	46	48	
6	72	60	51	45	70	59	51	45	57	50	44	55	49	44	54	48	44	42	40	42	
7	67	54	45	39	65	53	45	39	51	44	39	50	44	39	49	43	38	36	34	36	
8	62	49	41	35	61	48	40	35	47	40	35	46	39	34	44	39	34	32	30	32	
9	58	45	37	31	56	44	36	31	43	36	31	42	35	31	41	35	31	29	27	29	
10	54	41	33	28	53	40	33	28	39	33	28	39	32	28	38	32	28	26	24	26	

### Zonal Lumen Summary

Zone	Lumens	% Lamp	% Fixture	Zone	Lumens	% Lamp	% Fixture
0-20	3025	N.A.	11.5	20-40	10189	N.A.	38.6
0-30	7369	N.A.	27.9	20-50	15982	N.A.	60.5
0-40	13214	N.A.	50.0	40-70	13038	N.A.	49.4
0-60	23912	N.A.	90.6	60-80	2485	N.A.	9.4
0-80	26397	N.A.	100.0	70-80	145	N.A.	0.5
0-90	26405	N.A.	100.0	80-90	9	N.A.	0.0
10-90	25674	N.A.	97.2				

