

EYS and EZS conduit sealing fittings

Cl. I, Div. 1 & 2, Groups A, B, C, D
Cl. II, Div. 1, Groups E, F, G
Cl. II, Div. 2, Groups F, G
Cl. III

Explosionproof
Dust-ignitionproof

See pages 124-125 for
Chico sealing compound and fiber

Applications:

EYS and EZS sealing fittings:

- Restrict the passage of gases, vapors or flames from one portion of the electrical installation to another at atmospheric pressure and normal ambient temperatures
- Limit explosions to the sealed off enclosure
- Limit pre-compression or "pressure piling" in conduit systems

Sealing fittings are required:

- At each entrance to an enclosure housing an arcing or sparking device when used in Class I, Divisions 1 and 2 hazardous locations; to be located as close as practicable and, in no case, more than 18" from such enclosures
- At each conduit entrance of 2" size or larger to an enclosure or fitting housing terminals, splices or taps when used in Class I, Division 1 hazardous locations; to be located as close as practicable and, in no case, more than 18" from such enclosures
- In conduit systems when leaving Class I, Division 1 or Division 2 hazardous locations
- In cable systems when the cables either do not have a gas/vaportight continuous sheath or are capable of transmitting gases or vapors through the cable core when those cables leave the Class I, Division 1 or Division 2 hazardous locations

Features:

EYS and EZS sealing fittings include:

- Minimum turning radius
- Large openings with threaded closures to provide easy access to conduit hubs for making dams
- Integral bushings in conduit hubs to protect conductor insulation from damage
- Taper tapped hubs to ensure ground continuity

EYS sealing fittings are available for installation in either vertical only or in both horizontal or vertical positions.

EZS sealing fittings for installation at any angle; the covers with opening for sealing compound can be properly positioned to accept the compound.

Certifications and compliances:

NEC/CEC:

EYS1-EYS3, EYS11-EYS31, EYS16-EYS36, EYS116-EYS316

- Class I, Divisions 1 & 2, Groups A, B, C, D
- Class II, Division 1, Groups E, F, G
- Class II, Division 2, Groups F, G
- Class III

EYS41-EYS101, EYS416-EYS1016

- Class I, Divisions 1 & 2, Groups B, C, D
- Class II, Division 1, Groups E, F, G
- Class II, Division 2, Groups F, G
- Class III

EYS29, EYS4-EYS014, EYS46-EYS0146, EZS1-EZS8, EZS16-EZS86

- Class I, Divisions 1 & 2, Groups C, D
- Class II, Division 1, Groups F, G
- Class II, Division 2, Groups F, G
- Class III

UL standard:

- UL1203

CSA standard:

- C22.2

Standard materials:

- Bodies – Feraloy iron alloy and/or ductile iron
- Plugs – Feraloy iron alloy and/or steel
- Removable nipples – steel

Standard finishes:

- Feraloy iron alloy and ductile iron – electrogalvanized and aluminum acrylic paint
- Steel – electrogalvanized

Options:

Description

Suffix

- Copper-free aluminum bodies, nipples and enclosuresSA

Size ranges:

- 1/2" - 6"

Ordering information:

EYS



Vertical female



Vertical male and female

For sealing in vertical positions only

Hub size	Cat. # Female hub	Cat. # Male and female hub	Approximate internal volume in cubic inches
1/2"	EYS1 [Ⓐ]	EYS16 [Ⓐ]	1
3/4"	EYS2 [Ⓐ]	EYS26 [Ⓐ]	2
1"	EYS3 [Ⓐ]	EYS36 [Ⓐ]	3 3/4

Sealing fittings are approved for use in hazardous locations only when Chico X fiber and Chico A sealing compound or Chico SpeedSeal are used to make the seal.

[Ⓐ] Available in copper-free aluminum. To order, add suffix 'SA' to end of catalog number.

EYS and EZS conduit sealing fittings

See pages 124-125 for Chico sealing compound and fiber

Cl. I, Div. 1 & 2, Groups A, B, C, D
Cl. II, Div. 1, Groups E, F, G
Cl. II, Div. 2, Groups F, G
Cl. III

Explosionproof
Dust-ignitionproof

5F
5F

Ordering information (continued):

EYS



Vertical or horizontal female



Vertical or horizontal male and female

For sealing in vertical or horizontal positions

Hub size	Cat. # Female hub	Cat. # Male and female hub	Approximate internal volume in cubic inches	
			Vertical	Horizontal
1/2"	EYS11 [Ⓟ]	EYS116 [Ⓟ]	1	1
3/4"	EYS21 [Ⓟ]	EYS216 [Ⓟ]	2	2
1"	EYS31 [Ⓟ]	EYS316 [Ⓟ]	3	3 3/4
1 1/4"	EYS41	EYS416	6	8
1 1/2"	EYS51	EYS516	10 3/4	12 1/4
2"	EYS61	EYS616	19	22 3/4
2 1/2"	EYS71	EYS716	25 1/2	30
3"	EYS81	EYS816	56	64 1/2
3 1/2"	EYS91	EYS916	72	82
4"	EYS101	EYS1016	95	110

For sealing in vertical or horizontal positions – Groups C and D only



Vertical or horizontal female



Vertical or horizontal male and female

Hub size	Cat. # Female hub	Cat. # Male and female hub	Approximate internal volume in cubic inches	
			Vertical	Horizontal
1 1/4"	EYS4 [Ⓟ]	EYS46 [Ⓟ]	6	8
1 1/2"	EYS5 [Ⓟ]	EYS56 [Ⓟ]	10 3/4	12 1/4
2"	EYS6 [Ⓟ]	EYS66 [Ⓟ]	19	22 3/4
2 1/2"	EYS7 [Ⓟ]	EYS76 [Ⓟ]	25 1/2	30
3"	EYS8 [Ⓟ]	EYS86 [Ⓟ]	56	64 1/2
3 1/2"	EYS9 [Ⓟ]	EYS96 [Ⓟ]	72	82
4"	EYS10 [Ⓟ]	EYS106 [Ⓟ]	95	110
5"	EYS012	EYS0126	200	222
6"	EYS014	EYS0146	290	315

[Ⓟ] Available in copper-free aluminum. To order, add suffix 'SA' to end of catalog number.

EZS



Female hub



Male and female hub

For sealing at any angle

Hub size	Cat. # Female hub	Cat. # Male and female hub	Approximate internal volume in cubic inches	
			Vertical	Horizontal
1/2"	EZS1	EZS16	6 1/4	6 1/4
3/4"	EZS2	EZS26	6 1/2	6 1/2
1"	EZS3	EZS36	10 1/4	10 1/4
1 1/4"	EZS4	EZS46	12 1/2	12 1/2
1 1/2"	EZS5	EZS56	14 1/2	14 1/2
2"	EZS6	EZS66	46	46
2 1/2"	EZS7	EZS76	55	55
3"	EZS8	EZS86	90	90

EYS elbow seal



For sealing in vertical positions

Hub size	Cat. #	Approximate internal volume in cubic inches
3/4"	EYS29	1 3/4

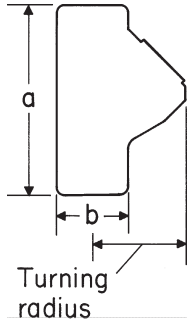
EYS and EZS conduit sealing fittings

Cl. I, Div. 1 & 2, Groups A, B, C, D
Cl. II, Div. 1, Groups E, F, G
Cl. II, Div. 2, Groups F, G
Cl. III

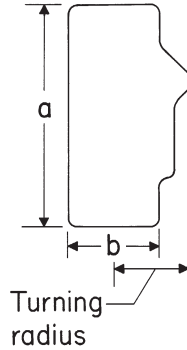
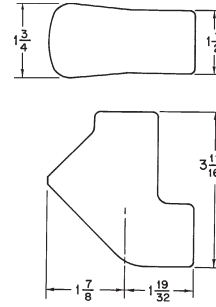
Explosionproof
Dust-ignitionproof

See pages 124-125 for
Chico sealing compound and fiber

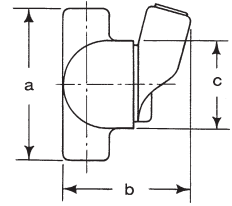
Dimensions (in inches):



EYS16

EYS46 and
EYS116

EYS elbow seal



EZS

EYS16

Hub size	a	b	Turning radius
1/2"	3 ³ / ₃₂	1 ¹ / ₄	1 ⁵ / ₈
3/4"	3 ¹² / ₁₆	1 ¹ / ₂	1 ²⁹ / ₃₂
1"	4 ⁵ / ₁₆	1 ³ / ₄	2 ³ / ₈

EYS46

Hub size	a	b	Turning radius
1 1/4"	5 ¹ / ₁₆	2 ² / ₁₆	1 ²³ / ₃₂
1 1/2"	5 ¹ / ₂	2 ⁷ / ₁₆	2 ¹ / ₁₆
2"	6 ¹ / ₄	3	2 ⁵ / ₁₆
2 1/2"	7 ¹ / ₂	3 ¹ / ₂	2 ¹¹ / ₁₆
3"	8 ¹ / ₂	4 ¹ / ₄	3 ⁵ / ₁₆
3 1/2"	9 ³ / ₁₆	4 ³ / ₄	3 ⁷ / ₁₆ [Ⓒ]
4"	9 ³ / ₄	5 ¹ / ₄	3 ¹¹ / ₁₆ [Ⓒ]
5"	11 ¹ / ₁₆	6 ¹ / ₂	4 ¹⁹ / ₃₂ [Ⓒ]
6"	12 ¹ / ₈	7 ⁵ / ₈	5 ¹¹ / ₃₂ [Ⓒ]

EYS116

Hub size	a	b	Turning radius
1/2"	3 ¹¹ / ₁₆	1 ¹ / ₄	1 ⁵ / ₃₂
3/4"	3 ¹¹ / ₁₆	1 ¹ / ₂	1 ¹ / ₄
1"	4 ⁵ / ₁₆	1 ³ / ₄	1 ³ / ₈
1 1/4"	5 ¹ / ₁₆	2 ³ / ₁₆	1 ²³ / ₃₂
1 1/2"	5 ¹ / ₂	2 ⁷ / ₁₆	2 ¹ / ₁₆
2"	6 ¹ / ₄	3	2 ⁵ / ₁₆
2 1/2"	7 ¹ / ₂	3 ¹ / ₂	2 ¹¹ / ₁₆
3"	8 ¹ / ₂	4 ¹ / ₄	3 ⁵ / ₁₆
3 1/2"	9 ³ / ₁₆	4 ³ / ₄	3 ⁷ / ₁₆ [Ⓒ]
4"	9 ³ / ₄	5 ¹ / ₄	3 ¹¹ / ₁₆ [Ⓒ]

EYS elbow seal

Hub size	a	b	Turning radius (vertical)
3/4"	3 ¹¹ / ₁₆	1 ³ / ₄	1 ¹ / ₈

EZS

Hub size	a	b	c	Turning radius [Ⓒ]
1/2"	4 ⁷ / ₁₆	3 ⁵ / ₈	2 ¹ / ₂	1 ¹ / ₈
3/4"	4 ⁷ / ₁₆	3 ⁵ / ₈	2 ¹ / ₂	1 ¹ / ₈
1"	4 ¹⁵ / ₁₆	3 ³¹ / ₃₂	3	2 ¹ / ₈
1 1/4"	5 ¹ / ₁₆	4 ¹³ / ₃₂	3	2 ⁵ / ₁₆
1 1/2"	5 ⁵ / ₁₆	4 ⁹ / ₁₆	3 ¹ / ₄	2 ¹¹ / ₃₂
2"	7 ¹ / ₁₆	5 ¹³ / ₃₂	5 ¹ / ₁₆	3 ⁹ / ₃₂
2 1/2"	7 ¹⁵ / ₁₆	5 ²¹ / ₃₂	5 ⁵ / ₁₆	3 ³ / ₈
3"	8 ⁵ / ₈	6 ¹ / ₂	5 ¹ / ₈	3 ¹ / ₈

[Ⓒ]With cover removed.