

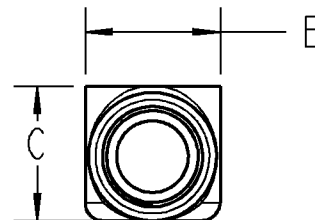
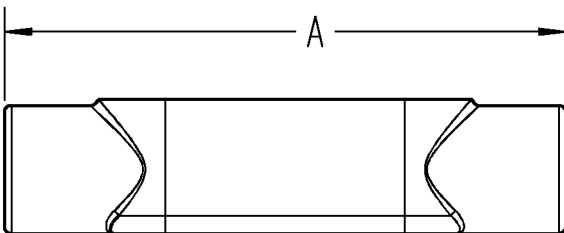

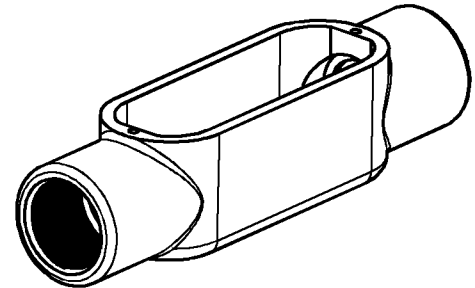


T&B Conduit Bodies



NOTES:

1. MATERIAL: MALLEABLE IRON
2. FINISH: ZINC PLATED
3. TWO SCREW COVER STYLE SHOWN



CAT. No.	SIZE	DESCRIPTION	DIM "A"	DIM "B"	DIM "C"
C50M	1/2"	RIGID C CONDUIT BODIES	5-3/8"	1-5/16"	1-3/8"
C75M	3/4"	RIGID C CONDUIT BODIES	6"	1-1/2"	1-11/16"
C100M	1"	RIGID C CONDUIT BODIES	7-1/16"	1-13/16"	1-7/8"
C125M	1-1/4"	RIGID C CONDUIT BODIES	9"	2-5/8"	2-3/4"
C150M	1-1/2"	RIGID C CONDUIT BODIES	9"	2-5/8"	2-13/16"
C200M	2"	RIGID C CONDUIT BODIES	11-1/2"	3-1/8"	3-5/16"
C250M	2-1/2"	RIGID C CONDUIT BODIES	15"	4-5/16"	3-7/8"
C300M	3"	RIGID C CONDUIT BODIES	15-1/8"	4-5/16"	4-3/4"
C350M	3-1/2"	RIGID C CONDUIT BODIES	18-1/8"	4-7/8"	5-5/8"
C400M	4"	RIGID C CONDUIT BODIES	18-1/8"	4-7/8"	5-5/8"

GENERAL NOTES

1. ALL DIMENSIONS ARE FOR REFERENCE ONLY.
2. DIMENSIONS IN BRACKETS [] ARE IN METRIC UNITS.

REVISIONS

- | | |
|---|--|
| - | SEE ERN (****) FOR APPROVAL SIGNATURES & RELEASE DATE.
PROJECT NO: **** |
|---|--|

Thomas & Betts
www.tnb.com

DESCRIPTION:

RIGID C CONDUIT BODIES

ORIGINAL PROJECT NO / (ERN NO)

RD55597 / (2006461)

SHEET NO:

1 OF 1

REV. NO:

-

DRAWING NO:

WSD-000253