

Hand-Held Power Drives

700 Power Drive – The 700 Power Drive has proven to be the industry workhorse in hand-held power drives for decades and has been the most powerful and durable on the market. Constructed with a rugged cast aluminum housing, the 700 PD is designed for heavy-duty applications and everyday use. It is ideal for mechanical, electrical and plumbing contractors and can cut both right and left-hand threads in seconds, saving time, effort, and money. The 700 PD drives RIDGID 12-R Die Heads for 1/8" - 2" pipe capacity, threads bolts 1/4" - 1", and also drives 141 & 161 Geared Threaders (for increased pipe capacity of 2 1/2" - 6"). The versatility of the 700 PD is further expanded by being able to power RIDGID 258 and 258XL Power Pipe Cutters.






690 Power Drive – The 690 Power Drive is a lightweight and powerful hand-held power drive. The 690 PD is designed for threading 1/8" - 2" pipe with the use of 11-R Die Heads. It comes equipped with a full set of 11-R Die Heads, 1/2" - 2", the 691 Support Arm and a durable Carrying Case. The 690 PD is the perfect lightweight and portable power drive for maintenance and repair workers, as well as service plumbers requiring the occasional 1 1/2" and 2" capacity.



600 Power Drive – The 600 Power Drive is RIDGID's lightest and easiest-to-handle hand-held power drive. With a threading capacity of 1/8" to 1 1/4", the 600 PD is designed for those service or repair plumbers that focus primarily on residential applications. The 600 PD is designed for use with 1/2" - 1 1/4" 11-R Die Heads that come equipped with the unit. The 600 PD also comes standard with the 601 Support Arm and a durable Carrying Case.




Comparison of RIDGID Power Drive Features

	 RIDGID 700 PD	 RIDGID 690 PD	 RIDGID 600 PD
Pipe Capacity	1/8" - 2"	1/8" - 2"	1/8" - 1 1/4"
w/Geared Threaders	2 1/2" - 6" (141/161 Geared Threaders)	N/A	N/A
Bolt Capacity	1/4" - 1"	N/A	N/A
Drive 258/258XL Pipe Cutter	YES	NO	NO
Weight (PD Only)	25 lbs.	19 lbs.	12 1/4 lbs.
Length	28 1/4 Inch	24 Inch	20 Inch
Body and Handle	Cast Aluminum	Cast Aluminum & Heavy-Duty Fiberglass Reinforced Plastic	Cast Aluminum & Heavy-Duty Fiberglass Reinforced Plastic
Spindle Speed (No Load)	32 RPM	32 RPM	32 RPM
Die Heads	12-R	11-R	11-R
Dies	12-R	12-R	12-R
Usage/Applications	Heavy-Duty/Mech/Elect Contractor	Service/Repair Plumber (2")	Service/Repair Plumber (1 1/4")
Certifications/Approvals	UL/CSA/RoHS/WEEE		

Model 690 Power Drive


690 Power Drive Features

- **Capacity:** 1/8" – 2" (3 – 51 mm) pipe
- **Weight:** 19 lbs. (8,6 kg), Power Drive Only.
- **Length:** 24 in. (61 cm)
- **Motor:** Universal 1020 Watt, 230 or 115 volt, 50 – 60 Hz
- **Switch:** Heavy-duty paddle switch with safety lock-off device (automatically locks off when released). Separate FORWARD/REVERSE switch.
- **Gear Head:** Spur gear reduction/face gear drive. All shafts, ball and needle bearing mounted. Permanently lubricated gear housing.
- **Gear Housing:** Die cast aluminum
- **Body & Handle:** Durable heavy-duty fiberglass reinforced industrial plastic.
- **Spindle Speed:** 32 rpm
- **Die Heads:** 1/2", 3/4", 1", 1 1/4", 1 1/2", 2" (type 11-R)
- **Support Arm:** No. 691
- **Die Head Adapter:** Used with 1/8" through 1 1/4" die heads
- **Carrying Case**



Order Information

Catalog No.	Model No.	Description	Shipping Wt.	
			lb.	kg
16013	690	115V 1/2" - 2" NPT w/Case and Support Arm	52.5	24
16708	690	115V Kit Less Die Heads w/Case and Support Arm	35	15,8
16718	690	220V, 1/2" - 2" NPT w/Support Arm, Export	52.5	24



No. 691 Support Arm

Accessories

Catalog No.	Model No.	Description	Shipping Wt.	
			lb.	kg
10883	418	Oiler with 1 Gallon Nu-Clear Oil	17	7,7
43292	691	Support Arm	4.4	2,0
44897	—	Carrying Case	17.6	8,0
39187	—	Die Head Adapter	—	—
16703	425	1/8" - 2 1/2" Tristand Chain Vise	32	14,5
72037	460	1/8" - 6" Tristand Chain Vise	47	21,0
—	—	1/8" - 1 1/4" 11-R Die Heads, See RT Catalog	—	—

For the complete selection of the Ridge Tool product line, please refer to the Ridge Tool Catalog or www.ridgid.com.



Distributor

Die Heads Complete Model No 11-R	Catalog No.	
	Nominal Pipe Size	
	1 1/2"	2"
(NPT)		
Alloy RH	20923	20943
High-Speed RH	20928	20948
High-Speed for Stainless Steel RH	20933	20953
(NPSM)		
Alloy RH	20938	20958
(BSPT)		
Alloy RH	12553	12558
High-Speed RH	20903	20913
(BSPP)		
Alloy RH	20908	20918

Die Heads require assembly with supplied dies.