

Volt-Guard™ *Insulated Hand Tools*

IDEAL



An IDEAL Combination

The IDEAL insulated tool line creates a perfect blend of safety, comfort and precision functionality. Each tool features double insulated Santoprene® handles with a soft, easy-to-grip outer surface. In addition to the ergonomic qualities found in our tools, the insulated coating process acts as an 'at-a-glance' safety check. If the orange outer coating reveals any of the inner yellow surface, an electrician will know that this tool needs to be replaced.

Features

- **IDEAL tools are the FIRST UL TESTED AND LISTED insulated tools available**
- **Tools are 1000 Volt certified**
- **Meets ASTM F1505-01 and IEC 60 900 standards**
- **Meets OSHA requirements for insulated tools (29 CFR 1910)**

Volt-Guard™ Fish Tape with non-conductive fiberglass design



Insulated Hand Tools

Voltz-Guard[™] Insulated Tools

The IDEAL insulated tool line creates a perfect blend of safety, comfort and precision functionality. Each tool features double insulated Santoprene[®] handles with soft, easy-to-grip outer surface. In addition to ergonomic qualities found in our tools, the insulated coating process acts as an 'at-a-glance' safety check. If orange outer coating reveals any of the inner yellow surface, an electrician will know that this tool needs to be replaced.

- Meets OSHA requirements for insulated tools

Precision-ground tips provide secure fit for less spin-out

Molded on insulation provides permanent bonding

Tempered chrome vanadium tool steel blades are super hardened for maximum quality

Serrated jaws provide secure gripping surface

Cutting jaws and edges are laser hardened for greater strength and durability


High carbon tool steel for precision durability

Non-slip guard for added safety

Permanently bonded, double insulated handles for added safety

High visibility ergonomic handles for maximum comfort and control

Textured Santoprene[®] handles provide a sure grip and are resistant to perspiration, water, oil and chemicals



Pliers only

Insulated Pliers



Description	Cat. No.
Premium T [®] -Stripper Wire Stripper	45-9120
8 in. Diagonal Cutting Pliers w/angled head	35-9029
9-1/2 in. High-Leverage Cable Cutter	35-9052
9-1/4 in. Side Cutting Linesman Pliers	30-9430
10 in. Tongue and Groove Pliers	35-9430
9-3/4 in. Multi-Crimp Tool	30-9429
8-1/2 in. Long-Nose Pliers	35-9038

Insulated Screwdrivers



Description	Cat. No.
Phillips #1 x 3-3/16 in.	35-9193
Phillips #2 x 4 in.	35-9194
Phillips #3 x 6 in.	35-9196
Square SQ #1/4 in. x 4 in.	35-9690
Slotted 1/4 in. x 4 in.	35-9150
Slotted 7/32 in. x 5 in.	35-9147
Slotted 1/4 in. x 6 in.	35-9151
Slotted 5/16 in. x 7 in.	35-9166
Slotted 3/8 in. x 8 in.	35-9168
9-Piece Kit	35-9103

Insulated Nutdrivers



Description1	Cat. No.
3/16 in. x 5 in.	35-9290
1/4 in. x 5 in.	35-9291
5/16 in. x 5 in.	35-9292
3/8 in. x 5 in.	35-9294
7/16 in. x 5 in.	35-9295
1/2 in. x 5 in.	35-9296
9/16 in. x 5 in.	35-9297
7-Piece Kit	35-9104

Basic Kit

Includes an assortment of the basic necessities.



Description	Cat. No.
Basic Kit	35-9101

Standard Kit

Includes a standard assortment of our most popular tools.



Description	Cat. No.
Standard Kit	35-9100

Journeyman Kit

Includes a comprehensive assortment of all the 1000V tools you'll need.



Description	Cat. No.
Journeyman Kit	35-9102



Insulated Hand Tools

Volt-Guard™ Non-Conductive Fish Tapes

The Volt-Guard™ Fish Tape provides the safety of a fiberglass fish tape with the superior pushing power of a flat tape. The unique design mimics a standard steel tape's rectilinear design, providing superior column strength. The fiberglass eyelet helps protect against arc-flash by replacing the typical metal eyelet; protecting not only the user but the work as well.



- 1000V Non-Conductive
- Rectilinear tape stays stiff for longer runs
- Tuff-Grip™ Fish Tape case withstands 20 ft. drop test


Description	End Type	Cat. No.	Replacement Tape Cat. No.
Volt-Guard™ Fish Tape, 60 ft.	Fiberglass Eyelet	31-542	31-552
Volt-Guard™ Fish Tape, 120 ft.	Fiberglass Eyelet	31-544	31-554
Volt-Guard™ Eyelet Repair Kit	Fiberglass Eyelet	31-156	—

Application

The Volt-Guard is safe to use in conductive settings (we recommend you de-energize whenever possible using IDEAL lock-out/tag-out kits). The Volt-Guard is a piece of safety equipment. Remember, always use proper insulated tools and safety attire when using.

Fuse Pullers

- Molded on tough, high-impact nylon for greater strength
- No-slip gripping surface and protective finger stops for added safety



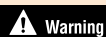
Description	Overall Size	Cat. No.
Small Puller for 0 to 30A/250V, 1/4 in. to 1/2 in. dia fuses	5 in.	34-015
Large Puller for 0 to 100A/250V & 0 to 60A/600V, 9/16 in. to 1 in.	7-1/4 in.	34-016

Safe-T-Grip® Fuse Pullers

- Maximum efficiency and convenience for removing or replacing cartridge-type fuses
- Three sizes handle fuses ranging from 0 to 600A
- Fully insulated, high-dielectric, glass-filled polypropylene construction
- Notched handles provide safe, no-slip grip
- Clearly marked amperage ranges
- Exceed MIL specifications



Description	Overall Size	Cat. No.
Small Puller for 250V, 9/32 in. to 1/2 in. dia. fuses	5 in.	34-001
Medium Puller for 100A/250V & 600V, 1/2 in. to 1 in. dia. fuses	7-1/2 in.	34-002
Large Puller for 31 to 600A/250V & 31 to 400A/600V, 3/4 in. to 2-1/2 in. dia. fuses	11-3/4 in.	34-003



Warning Whenever possible, always de-energize lines and equipment prior to working on or around them. 1000V insulated tools are designed only to reduce the chance of injury where the tool may make contact with an energized source. Work around energized circuits should only be done when absolutely necessary and only by qualified technicians. Property damage, personal injury or death may result if the following warnings are not heeded:

- Do not use any insulated tool if the insulation cracks, breaks or becomes damaged in any way. Destroy all dual-layer tools if the inner yellow layer shows through the orange outer layer.
- Do not touch the uninsulated portion of an insulated tool or any conductive object when either might contact an energized source.
- Tools must be kept clean and dry for proper insulating properties.
- Always inspect insulated tools before use.
- Use additional protection by wearing protective clothing and approved eye protection.
- Always use tools that are specifically designed for the task.
- These tools meet UL 22PP, ASTM F1505-01 and IEC 60900 standards for insulated tools.
- Always follow OSHA 1910 S and NFPA 70E safety requirements when doing electrical work.

REGULATIONS

Testing:

- Every 1000V insulated tool we sell is individually tested to ensure no failure when subjected to live current.

UL and VDE Certification:

Listed below are some of the tests we perform in order to pass certification:

- Tools are immersed in water for 24 hours, then tested under current for 3 minutes to ensure no current leakage or sparkover occurs.
- After being stored for 168 hours at -40° C (-40° F), tools are dropped to ensure no damage from impact.
- After being stored for 168 hours at +70° C (158° F), a tensile load is applied to ensure the grip is firmly bonded to the tool.
- Tools are subjected to flame for 10 seconds to ensure no flammability of the insulating material.

OSHA Regulations:

OSHA 1910.335(a)(2)(i) When working near exposed energized conductors or circuit parts, each employee shall use insulated tools or handling equipment if the tools or handling equipment might make contact with such conductors or parts.

OSHA 1910.335 (a)(1)(i) Employees working in areas where there are potential electrical hazards shall be provided with, and shall use, electrical protective equipment that is appropriate for the specific parts of the body to be protected and for the work to be performed.

Make sure you are in compliance by providing and using IDEAL insulated tools!

IDEAL INDUSTRIES, INC.

Becker Place, Sycamore, IL 60178, USA / 815-895-5181 • 800-435-0705 in USA

International offices: Australia • Brazil • Canada • China • Germany • Mexico • UK

For complete sales office contact information, visit us at:

www.idealind.com